AGENDA
THE CITY OF THE VILLAGE OF DOUGLAS
REGULAR MEETING OF THE CITY COUNCIL
DOUGLAS CITY HALL COUNCIL CHAMBERS
86 W. CENTER ST., DOUGLAS, MI 49406
September 16, 2019 - 7:00 P.M.

1. Call to Order – Mayor
2. Roll Call – City Clerk
3. Pledge of Allegiance – Mayor
4. Consent Calendar
   - A. Agenda for September 16, 2019
   - B. Regular City Council Meeting Minutes of September 3, 2019
   - C. Closed Session Meeting Minutes of September 3, 2019
   - D. Invoices dated September 3, 2019 in the amount of $41,310.97
   - E. Re-appoint Charles Mason to the Library Board, Term ending Sept. 2023

   Motion to approve the Consent Calendar as presented. (roll call vote)

5. Public Communication
   - A. Verbal (Limit of three (3) minutes on agenda items only)
   - B. Written Communications
     1. Saugatuck Douglas Chamber of Commerce
     2. Michigan Township Services – Approved Permits
     3. Public Officials Conference – Allegan County Emergency Management

6. Unfinished Business

7. New Business
   - A. Resolution No. 29-2019 - A Resolution Opting Out of the Publicly Funded Health Insurance Contribution Act of 2011.

   Motion to adopt Resolution No. 29-2019 Opting Out of the Publicly Funded Health Insurance Contribution Act of 2011 as recommended by the City Treasurer. (roll call vote)

   - B. Resolution No. 30-2019 – A Resolution approving participation and contribution towards the Michigan Department of Natural Resources Waterway Grant cost share for sediment contamination analysis.

   Motion to adopt Resolution No. 30-2019 approving participation and contribution towards the Michigan Department of Natural Resources Waterway Grant cost share for sediment contamination analysis. (roll call vote)

   - C. First Reading of Ordinance No. 05-2019 – An Ordinance to Add Chapter 114, An Ordinance Prohibiting Recreational Marihuana Establishments within the City of the Village of Douglas. (No Action may be taken) (Second Reading held on Oct. 7)

8. Reports
    A. Commission / Committee / Board Reports
        1. Planning Commission – Imus
        2. Kalamazoo Lake Sewer and Water – LeFevere
        3. Kalamazoo Lake Harbor Authority – North
        4. Downtown Development Authority – Lion
        5. Douglas Harbor Authority – Anderson
        6. Douglas Brownfield Authority – Harvath
        7. Fire Board – Mooradian, Miller
        8. Community Recreation – Seabert
    B. Staff Reports
        1. Community Development / Planning / Zoning – Imus
        2. Finance / Budget – Carpenter
        3. Police Report – Chief Kent
        4. DPW Report - Vogel
        5. Manager's Report / Comments – LaBombard

9. Public Communications – Verbal (Limit of three (3) minutes on general business of the City)
10. Council Comments
11. Mayor's Report / Comments – Anderson
12. Adjournment – voice vote

Please Note – The City of the Village of Douglas (the "City") is subject to the requirements of the Americans with Disabilities Act of 1990. Individuals with disabilities who plan to attend this meeting and who require certain accommodations in order to allow them to observe and/or participate in this meeting, or who have questions regarding the accessibility of this meeting or the facilities, are requested to contact Pam Aalderink, City Clerk, at (269) 857-1438, or clerk@ci.douglas.mi.us to allow the City to make reasonable accommodations for those persons.
CITY OF THE VILLAGE OF DOUGLAS, ALLEGAN COUNTY, MICHIGAN Posted this 13th day of September, 2019

MINUTES
CITY COUNCIL
THE CITY OF THE VILLAGE OF DOUGLAS
86 W. CENTER ST., DOUGLAS, MI 49406
SEPTEMBER 3, 2019 – 7:00 PM

1. Call to Order by Mayor Anderson at 7:00 p.m.

2. Roll Call: Present – Anderson, Harvath, Seabert, North, Miller, Lion, Mooradian.
   Also, Present – City Manager LaBombard and City Clerk Aalderink

3. Pledge of Allegiance led by Mayor

4. Consent Calendar
   A. Approval of Agenda for September 3, 2019
   B. Approval of Regular City Council Meeting Minutes of August 19, 2019
   C. Invoices dated September 3, 2019 in the amount of $53, 397.15
   D. Appoint Matthew McWeb to Planning Commission: Term end 4/30/20
   E. Knight of Columbus Tootsie Roll Drive

   Motion by Seabert, with support from North, to approve the Consent Calendar as amended (rearranging agenda items 7 A thru D). Motion carried by unanimous roll call vote.

5. Public Communication
   A. Verbal (Limit (3) minutes on agenda items only)
   B. Written Communications
      1. Michigan gas Utilities
      2. Interurban

6. Unfinished business
   A. Ordinance 3-2019: Offenses Against Public Safety (Second Read)
      Changed made will bring the ordinance into State compliance. Upon approval copies of the Ordinance will be sent out to all registered rental property owners.

   Motion to approve Ordinance 3-2019: Offenses Against Public Safety as presented. This Ordinance shall become effective (20) days following the publication date in the local paper. Motion carried by unanimous roll call vote.

7. New Business
   A. Douglas Halloween Parade for Adults
      The even organizer requested the BBQ truck not be present during the parade unless they are charged a vendor fee. The organizer also requested additional port-o-potties, use of Haworth parking area for shuttle service and coverage of liability through the city insurance. City Manager LaBombard recommended council not allow the request, a use of this kind would or could cause the city insurance to rise.

   Motion to continue support of the Douglas Halloween Parade with an in-kind contribution of staff, equipment, and resources for the 2019 event and further recommend the City require non-profit status from the organization for support in future years. Motion carried by roll call vote.

B. 66th Street Site Work
This project had gone out for bid twice with no bids received. Clark Construction approached the city with a proposal that was satisfactory. The following list is a description of the work to be completed:

- All work shall be performed in accordance with MDTS for construction unless noted otherwise.
- Site clearing and grubbing shall consist of removal of all trees, brush and other vegetative material (as indicated on the drawing). Material maybe shredded and left on-site in a stockpile at a location determined by the City. Material not shredded shall be removed from the site.
- Existing topsoil shall be removed from all areas proposed for the gravel drive, proposed gravel surface, and proposed 44' x 66' storage shelter. Topsoil shall be stockpiled on-site at a location determined by the City and may be used for surface restoration outside of the wetland area.
- Existing topsoil in the wetland area under the proposed embankment fill shall be removed, stockpiled on-site, and utilized to restore the embankment side slopes prior to placement of the specified wetland edge seeding.
- Contractor shall place 6" thick, MDOT CLII sand building pad, compacted in place, for proposed 44' x 66' storage shelter. Top of pad to be 6" below grade of adjacent proposed gravel area.

Motion by Seabert, with support from Harvath, to award a contract for work at 66th Street Department of Public Works site to Scott's Landscaping in the amount of $49,337.70 plus costs for labor and material bonds. Motion carried by unanimous roll call vote.

C. 5 Year Road Plan
LaBombard recommends the City formally adopt the 2019-2024 Road Fix Recommendations as submitted by Prein and Newhof.
Motion by Harvath, with support from Seabert, to adopt the 2019-2024 Road Fix Recommendations submitted by Prein and Newhof. Motion carried by unanimous roll call vote.

D. 2019 Crack Seal Project
Allegan County Road Commission can add the City of Douglas to their crack seal list. Cost range would be roughly $6,232 for approximately 1.9 miles of major and local streets, and would be completed by the fall of 2019.
Motion by Harvath, with support from Seabert, to approve $6,232 for the 2019 Crack Sealing Project to be completed by Allegan County's contractor. Motion carried by unanimous roll call vote.

8. Commission / Committee / Board Reports
A. Planning – Seabert questioned if council members supported Form Based Code. A request from Seabert went out to the Planning Director to place review of Medical Marijuana licenses on the agenda.

Fire Board – Mooradian stated the State Fire Marshall was very impressed with the new fire training facility in the township.
Seabert explained that scholarships were available to assist families with recreation equipment for school age children attending recreation programs.

B. Staff Reports
Planning Commission is currently working on signage. A Michigan Association of Planning workshop maybe scheduled for October 9th, 4-9 pm if anyone would be interested. The playground fund raising project is moving along.

9. Council Comments
Miller - requested an update on when the Ferry St. home will be demolished and if the project tracking sheet for the city was moving along.
Seabert- Thanks volunteers for their work in the Center St. gardens. He addressed the Republic cart system, stating some residents do not prefer the cart system.

10. Adjournment
Motion by Harvath, with support from Seabert, to adjourn the meeting. Motion carried by unanimous roll call vote. Meeting adjourned at 8:25 pm.

Inv Num / Inv Ref#	Vendor / Description / GL Distribution		Inv Date / Entered By	Due Date	Inv Amt	Amt Due
87270646						
37487	ABSOPURE WATER COMPANY		09/05/2019	09/17/2019	8.90	8.90
	WATER		DAVE			
	101-265.000-740.000	SUPPLIES			8.90	
ACCT 159876						
37525	ABSOPURE WATER COMPANY		08/31/2019	09/17/2019	6.20	6.20
	WATER		DAVE			
	101-301.000-740.000	SUPPLIES			6.20	
AUG 2019						
37506	ALLEGAN CO TREASURER		09/06/2019	09/17/2019	225.00	225.00
	AUGUST 2019 MOBILE HOME TAX		DAVE			
	101-000.000-221.001	DUE TO OTHER GOVERNMENTAL UNIT			225.00	
SP2/32291						
37483	ALTA EQUIPMENT CO.		08/19/2019	09/17/2019	120.74	120.74
	GEHL 650 LOADER PARTS		DAVE			
	660-903.000-930.004	VEHICLE MAINTENANCE & REPAIRS			120.74	
SP2/32290						
37484	ALTA EQUIPMENT CO.		08/19/2019	09/17/2019	142.34	142.34
	GEHL 650 LOADER PARTS		DAVE			
	660-903.000-930.004	VEHICLE MAINTENANCE & REPAIRS			142.34	
1956						
37509	BILLS TREE SERVICE		08/29/2019	09/17/2019	4,000.00	4,000.00
	REMOVE 2 MAPLE TREES AT 53 RANDOLPH		DAVE			
	101-463.000-802.010	CONTRACTUAL FORESTRY			4,000.00	
1958						
37510	BILLS TREE SERVICE		08/29/2019	09/17/2019	1,100.00	1,100.00
	REMOVE ASH TREES-E SOUTH ST		DAVE			
	101-463.000-802.010	CONTRACTUAL FORESTRY			1,100.00	
4287						

37521	BURNETT & KASTRAN		07/31/2019	09/17/2019	300.00	300.00
	PROFESSIONAL SERVICES-POLICE		DAVE			
	101-301.000-801.000	CONTRACTUAL ATTORNEY			300.00	
2362						
37485	COMMERCIAL RECORD		08/29/2019	09/17/2019	280.00	280.00
	7/11, 8/8 ART ON CENTER ADS		DAVE			
	225-728.000-726.006	PROMOTIONS/MARKETING			280.00	
2388						
37556	COMMERCIAL RECORD		08/29/2019	09/17/2019	175.00	175.00
	FIREWORKS, LEVIT ZBA, CONSUMERS ORDINANC		DAVE			
	101-260.000-900.000	PRINTING & PUBLISHING			175.00	
206879058819						
37513	CONSUMERS ENERGY		08/31/2019	09/17/2019	10.84	10.84
	CONSUMERS-TRAFFIC LIGHTS		DAVE			
	101-463.000-925.000	STREET LIGHTS			10.84	
206879058827						
37514	CONSUMERS ENERGY		08/31/2019	09/17/2019	2,146.11	2,146.11
	CONSUMERS-STREET LIGHTS		DAVE			
	101-463.000-925.000	STREET LIGHTS			2,146.11	
206434214876						
37557	CONSUMERS ENERGY		09/13/2019	09/17/2019	200.98	200.98
	CONSUMERS-486 WATER ST		DAVE			
	101-265.000-922.000	UTILITIES			200.98	
206434214880						
37558	CONSUMERS ENERGY		09/13/2019	09/17/2019	277.96	277.96
	CONSUMERS-86 CENTER		DAVE			
	101-463.000-922.000	UTILITIES			277.96	
206434214879						
37559	CONSUMERS ENERGY		09/13/2019	09/17/2019	1.22	1.22
	CONSUMERS-251 CENTER		DAVE			
	101-463.000-922.000	UTILITIES			1.22	
206434214881						
37560	CONSUMERS ENERGY		09/13/2019	09/17/2019	77.10	77.10
	CONSUMERS-198 WASHINGTON		DAVE			
	101-463.000-922.000	UTILITIES			77.10	
206434214877						
37561	CONSUMERS ENERGY		09/13/2019	09/17/2019	24.61	24.61

	CONSUMERS-37 WASHINGTON/BEERY		DAVE			
	101-751.000-922.000	UTILITIES			24.61	
206434214878						
37562	CONSUMERS ENERGY		09/13/2019	09/17/2019	0.13	0.13
	CONSUMERS-25 MAIN/BEERY		DAVE			
	101-751.000-922.000	UTILITIES			0.13	
206434214883						
37563	CONSUMERS ENERGY		09/13/2019	09/17/2019	5.41	5.41
	CONSUMERS-26 BAYOU		DAVE			
	101-751.000-922.000	UTILITIES			5.41	
206434214885						
37564	CONSUMERS ENERGY		09/13/2019	09/17/2019	6.49	6.49
	CONSUMERS-50 LAKESHORE		DAVE			
	101-751.000-922.000	UTILITIES			6.49	
206434214884						
37565	CONSUMERS ENERGY		09/13/2019	09/17/2019	5.95	5.95
	CONSUMERS-SCHULTZ RAMP		DAVE			
	509-750.000-922.000	UTILITIES			5.95	
03-59-100-029-00						
37511	CORELOGIC		09/09/2019	09/17/2019	7,629.55	7,629.55
	OVERPAYMENT #03-59-100-029-00		DAVE			
	130-000.000-277.000	REFUNDS/OVERPAYMENTS			7,629.55	
03-59-150-034-00						
37512	CORELOGIC		09/09/2019	09/17/2019	3,917.99	3,917.99
	OVERPAYMENT #03-59-150-034-00		DAVE			
	130-000.000-277.000	REFUNDS/OVERPAYMENTS			3,917.99	
S103183695.001						
37486	ETNA SUPPLY CO.		08/22/2019	09/17/2019	240.00	240.00
	CULVERT PIPE FOR BIKE PATH		DAVE			
	203-463.000-740.000	SUPPLIES			240.00	
MIHOL394326						
37488	FASTENAL COMPANY		08/12/2019	09/17/2019	38.72	38.72
	NUTS & BOLTS		DAVE			
	101-463.000-740.000	SUPPLIES			38.72	
MIHOL394539						
37489	FASTENAL COMPANY		08/15/2019	09/17/2019	113.51	113.51
	COTTER PINS, SUPPLIES		DAVE			

	101-463.000-740.000	SUPPLIES			113.51	
MIHOL394913						
37544	FASTENAL COMPANY		08/22/2019	09/17/2019	55.13	55.13
	BOLTS, SUPPLIES		DAVE			
	101-463.000-740.000	SUPPLIES			55.13	
MIHOL394953						
37545	FASTENAL COMPANY		08/23/2019	09/17/2019	76.55	76.55
	GRINDER		DAVE			
	101-463.000-740.000	SUPPLIES			76.55	
MIHOL395165						
37546	FASTENAL COMPANY		08/28/2019	09/17/2019	184.81	184.81
	DRILL BIT SHARPENER		DAVE			
	101-463.000-740.000	SUPPLIES			184.81	
MIHOL394951						
37547	FASTENAL COMPANY		08/23/2019	09/17/2019	90.73	90.73
	PINS, GREASE FITTINGS, SUPPLIES		DAVE			
	101-463.000-740.000	SUPPLIES			90.73	
14166						
37490	GMS		08/15/2019	09/17/2019	941.50	941.50
	SCHULTZ/BEERY FIELD-FERTILIZER, IRRIGATION		DAVE			
	101-751.000-802.007	LANDSCAPING SERVICES			941.50	
20161438						
37526	I.T. RIGHT		09/06/2019	09/17/2019	80.22	80.22
	OFFICE 365 ONLINE 9/15/19-1/14/2020		DAVE			
	101-170.000-740.000	SUPPLIES			16.04	
	101-260.000-740.000	SUPPLIES			48.14	
	101-401.000-740.000	SUPPLIES			16.04	
234642						
37548	IHLE AUTO PARTS		08/08/2019	09/17/2019	20.19	20.19
	U JOINT		DAVE			
	660-903.000-930.004	VEHICLE MAINTENANCE & REPAIRS			20.19	
235382						
37549	IHLE AUTO PARTS		08/28/2019	09/17/2019	66.72	66.72
	FUEL FILTERS		DAVE			
	660-903.000-930.004	VEHICLE MAINTENANCE & REPAIRS			66.72	
235463						
37550	IHLE AUTO PARTS		08/30/2019	09/17/2019	1.60	1.60

	O-RINGS		DAVE			
	660-903.000-930.004	VEHICLE MAINTENANCE & REPAIRS			1.60	
083119						
37551	IHLE AUTO PARTS		08/31/2019	09/17/2019	3.56	3.56
	SVC CHG		DAVE			
	660-903.000-930.004	VEHICLE MAINTENANCE & REPAIRS			3.56	
SEPT 11,12 2019						
37566	JENNIFER PEARSON		09/13/2019	09/17/2019	200.00	200.00
	PLANNING/ZBA RECORDING CLERK		DAVE			
	101-401.000-862.000	RECORDING CLERK			200.00	
UMMER 2019 TAX						
37567	JOYCE PETER, LLC		09/13/2019	09/17/2019	30.00	30.00
	SUMMER 2019 TAX OVERPAYMENT		DAVE			
	130-000.000-277.000	REFUNDS/OVERPAYMENTS			30.00	
OCT 2019						
37505	KELLEY ZIESEMER		09/06/2019	09/17/2019	4,200.00	4,200.00
	ASSESSING SERVICES - OCTOBER 2019		DAVE			
	101-180.000-803.000				4,200.00	
145388						
37516	KERKSTRA RESTROOM SERVICE		09/02/2019	09/17/2019	225.00	225.00
	PORTABLE RESTROOM-SCHULTZ PARK/BOAT LAI		DAVE			
	101-751.000-802.000	CONTRACTUAL			150.00	
	509-750.000-961.000	MISCELLANEOUS			75.00	
145389						
37517	KERKSTRA RESTROOM SERVICE		09/02/2019	09/17/2019	75.00	75.00
	PORTABLE RESTROOM-BARREL		DAVE			
	101-751.000-802.000	CONTRACTUAL			75.00	
145390						
37518	KERKSTRA RESTROOM SERVICE		09/02/2019	09/17/2019	75.00	75.00
	PORTABLE RESTROOM-UNION LAUNCH		DAVE			
	101-751.000-802.000	CONTRACTUAL			75.00	
145391						
37519	KERKSTRA RESTROOM SERVICE		09/02/2019	09/17/2019	75.00	75.00
	PORTABLE RESTROOM-VETERANS PARK		DAVE			
	101-751.000-802.000	CONTRACTUAL			75.00	
145392						
37520	KERKSTRA RESTROOM SERVICE		09/02/2019	09/17/2019	75.00	75.00

	PORTABLE RESTROOM-WADES BAYOU		DAVE			
	101-751.000-802.000	CONTRACTUAL			75.00	
275518						
37491	LEMON FRESH-APPARELMASTER		09/02/2019	09/17/2019	33.75	33.75
	COMMERCIAL CLEANING		DAVE			
	101-265.000-802.000	COMMERCIAL CLEANING			9.75	
	101-301.000-802.000	COMMERCIAL CLEANING			24.00	
10						
37492	MARCIA BRADLEY		08/30/2019	09/17/2019	307.50	307.50
	DDA PR COORD- 8/6-8/30/19		DAVE			
	225-728.000-725.003	DDA ADMINISTRATION			307.50	
12571						
37494	MENARDS-HOLLAND		08/21/2019	09/17/2019	78.60	78.60
	HOSE, RUSTOLEUM, GLOVES		DAVE			
	101-463.000-740.000	SUPPLIES			78.60	
12609						
37495	MENARDS-HOLLAND		08/22/2019	09/17/2019	10.50	10.50
	SPRINKLER REPAIR PARTS		DAVE			
	101-751.000-740.000	SUPPLIES			10.50	
12690						
37496	MENARDS-HOLLAND		08/23/2019	09/17/2019	48.08	48.08
	MISC TOOLS, SUPPLIES		DAVE			
	101-463.000-740.000	SUPPLIES			48.08	
12689						
37497	MENARDS-HOLLAND		08/23/2019	09/17/2019	147.18	147.18
	WALL CABINETS		DAVE			
	101-463.000-740.000	SUPPLIES			147.18	
13041						
37498	MENARDS-HOLLAND		08/28/2019	09/17/2019	280.63	280.63
	STATE FLAG, POW FLAG, CLOCK, 2X4S,LIGHTS		DAVE			
	101-463.000-740.000	SUPPLIES			280.63	
87100						
37493	MENARDS-SOUTH HAVEN		08/15/2019	09/17/2019	159.35	159.35
	LIGHT BAR, THERMOSTAT, SLEDGEHAMMER		DAVE			
	101-463.000-740.000	SUPPLIES			159.35	
3433						
37554	MICHIGAN TWP. SERVICES ALLEGAN		09/06/2019	09/17/2019	2,187.00	2,187.00

	BLDG PERMIT FEES-AUGUST 2019		DAVE			
	101-401.000-804.000				2,187.00	
1450119						
37524	MILLER, CANFIELD, PADDOCK AND		09/06/2019	09/17/2019	2,565.00	2,565.00
	MATTER #126543/00002		DAVE			
	101-210.000-801.000	CONTRACTUAL ATTORNEY			2,565.00	
366391948001						
37499	OFFICE DEPOT		08/21/2019	09/17/2019	57.55	57.55
	FOLDERS, BINDER CLIPS		DAVE			
	101-260.000-740.000	SUPPLIES			48.57	
	101-301.000-740.000	SUPPLIES			8.98	
D461265						
37527	OVERISEL LUMBER CO.		09/06/2019	09/17/2019	40.97	40.97
	FLASHLIGHTS & BATTERIES		DAVE			
	101-463.000-740.000	SUPPLIES			40.97	
D462392						
37528	OVERISEL LUMBER CO.		08/07/2019	09/17/2019	29.98	29.98
	SHOP WORK BENCH ANCHORS		DAVE			
	101-463.000-740.000	SUPPLIES			29.98	
D462494						
37529	OVERISEL LUMBER CO.		08/07/2019	09/17/2019	4.18	4.18
	BOLTS FOR WORK BENCH		DAVE			
	101-463.000-740.000	SUPPLIES			4.18	
D462583						
37530	OVERISEL LUMBER CO.		08/07/2019	09/17/2019	6.00	6.00
	GRINDER BASE		DAVE			
	101-463.000-740.000	SUPPLIES			6.00	
D462712						
37531	OVERISEL LUMBER CO.		08/08/2019	09/17/2019	37.80	37.80
	BOLTS FOR SALTERS		DAVE			
	101-463.000-740.000	SUPPLIES			37.80	
D463875						
37532	OVERISEL LUMBER CO.		08/14/2019	09/17/2019	17.35	17.35
	BIKE PATH PAINT		DAVE			
	101-751.000-740.000	SUPPLIES			17.35	
D464555						
37533	OVERISEL LUMBER CO.		08/16/2019	09/17/2019	3.98	3.98

	SHOP WATER LINE REPAIR		DAVE			
	101-463.000-740.000	SUPPLIES			3.98	
D464804						
37534	OVERISEL LUMBER CO.		08/19/2019	09/17/2019	24.39	24.39
	CHAPIN SURESPRAY		DAVE			
	101-463.000-740.000	SUPPLIES			24.39	
D465177						
37535	OVERISEL LUMBER CO.		08/20/2019	09/17/2019	6.00	6.00
	NUTS, BOLTS, WASHERS		DAVE			
	101-463.000-740.000	SUPPLIES			6.00	
D465183						
37536	OVERISEL LUMBER CO.		08/20/2019	09/17/2019	2.78	2.78
	KEYS		DAVE			
	101-301.000-740.000	SUPPLIES			2.78	
D465884						
37537	OVERISEL LUMBER CO.		08/23/2019	09/17/2019	4.85	4.85
	NUT DRIVER		DAVE			
	101-463.000-740.000	SUPPLIES			4.85	
D466989						
37538	OVERISEL LUMBER CO.		08/29/2019	09/17/2019	29.08	29.08
	BEERY FIELD FLAGPOLES		DAVE			
	101-751.000-740.000	SUPPLIES			29.08	
10732541						
37503	PLUNKETT COONEY		08/30/2019	09/17/2019	1,885.85	1,885.85
	BROWNFIELD, 6975 ENTERPRISE		DAVE			
	101-210.000-801.000	CONTRACTUAL ATTORNEY			268.35	
	101-401.000-801.000	CONTRACTUAL ATTORNEY			742.50	
	243-000.000-803.000	CONTRACTUAL CONSULTANT			875.00	
AUG/SEPT DUES						
37504	POLICE OFFICERS LABOR COUNCIL		09/06/2019	09/17/2019	301.50	301.50
	AUGUST/SEPTEMBER POLC DUES		DAVE			
	101-000.000-264.000	ACCRUED OTHER PAYROLL DEDUCTNS			301.50	
#073119.120						
37523	QUALITY CAR WASH		07/31/2019	09/17/2019	6.00	6.00
	CAR WASHES		DAVE			
	101-301.000-930.004	VEHICLE MAINTENANCE & REPAIRS			6.00	
0240-007636906						

37568	REPUBLIC SERVICES #240		08/31/2019	09/17/2019	270.52	270.52
	REFUSE - 486 WATER ST		DAVE			
	101-463.000-802.000	CONTRACTUAL			270.52	
102487798						
37555	RICOH U.S.A, INC.		08/12/2019	09/17/2019	775.60	775.60
	ACCT 1260174-3202010 FINAL - MPC3503 C840(		DAVE			
	101-265.000-942.000	LEASE- COPIER			775.60	
5057481923						
37515	RICOH USA, INC		08/01/2019	09/17/2019	39.47	39.47
	POLICE COPIER IMAGE CHGS		DAVE			
	101-301.000-802.000	CONTRACTUAL			39.47	
7400653						
37502	RIETH-RILEY CONSTRUCTION CO.		08/19/2019	09/17/2019	742.14	742.14
	HOT PATCH-11.78 TONS		DAVE			
	203-463.000-930.000	REPAIRS & MAINTENANCE: GENERAL			742.14	
19-0000388						
37522	SAUGATUCK TWP FIRE DISTRICT		09/04/2019	09/17/2019	50.00	50.00
	RENTAL RE-INSP-6911 THIRD ST		DAVE			
	101-401.000-802.000	CONTRACTUAL			50.00	
61243466						
37507	SHELL FLEET PLUS		09/06/2019	09/17/2019	960.21	960.21
	POLICE GAS - AUGUST 2019		DAVE			
	101-301.000-860.000	GAS & OIL			960.21	
61251403						
37508	SHELL FLEET PLUS		09/06/2019	09/17/2019	1,803.33	1,803.33
	DPW GAS - AUGUST 2019		DAVE			
	660-903.000-860.000	GAS & OIL			1,803.33	
97536						
37500	TAYLOR RENTAL CENTER		08/22/2019	09/17/2019	165.00	165.00
	POWER SWEEPER RENTAL FOR BEERY FIELD		DAVE			
	101-751.000-802.000	CONTRACTUAL			165.00	
668						
37501	TB SERVICES		08/28/2019	09/17/2019	55.00	55.00
	5 YDS SCREENED TOP SOIL-BIKE PATH REPAIR		DAVE			
	203-463.000-930.000	REPAIRS & MAINTENANCE: GENERAL			55.00	
42861						
37539	TOP GRADE AGGREGATES-2013		08/31/2019	09/17/2019	151.20	151.20

	STONE		DAVE			
	101-265.000-930.000	REPAIRS & MAINTENANCE: GENERAL			151.20	
200416138						
37540	TRACTOR SUPPLY COMPANY		08/01/2019	09/17/2019	108.75	108.75
	PAINT, CHAIN		DAVE			
	660-903.000-930.004	VEHICLE MAINTENANCE & REPAIRS			108.75	
100310259						
37541	TRACTOR SUPPLY COMPANY		08/23/2019	09/17/2019	74.45	74.45
	GREASE, SUPPLIES		DAVE			
	660-903.000-930.004	VEHICLE MAINTENANCE & REPAIRS			74.45	
200420602						
37542	TRACTOR SUPPLY COMPANY		08/28/2019	09/17/2019	139.83	139.83
	PAINT, SUPPLIES		DAVE			
	660-903.000-930.004	VEHICLE MAINTENANCE & REPAIRS			139.83	
100310697						
37543	TRACTOR SUPPLY COMPANY		08/28/2019	09/17/2019	148.86	148.86
	TOP LINKS, PAINT, SUPPLIES		DAVE			
	660-903.000-930.004	VEHICLE MAINTENANCE & REPAIRS			148.86	
PEARSON						
37552	WMRCA		09/11/2019	09/17/2019	10.00	10.00
	WMRCA REGISTRATION-PEARSON		DAVE			
	101-260.000-725.000	TRAINING FUNDS			10.00	
AALDERINK						
37553	WMRCA		09/11/2019	09/17/2019	10.00	10.00
	WMRCA REGISTRATION-AALDERINK		DAVE			
	101-260.000-725.000	TRAINING FUNDS			10.00	
# of Invoices:	86 # Due: 86	Totals:			41,310.97	41,310.97
# of Credit Memos:	0 # Due: 0	Totals:			0.00	0.00
Net of Invoices and Credit Memos:					41,310.97	41,310.97

--- TOTALS BY FUND ---

101 - GENERAL FUND	24,522.47	24,522.47
130 - CURRENT TAX RECEIVING	11,577.54	11,577.54
203 - LOCAL STREETS FUND	1,037.14	1,037.14
225 - DDA FUND	587.50	587.50

243 - BROWNFIELD REDEVELOPMENT AUTHORITY FUND	875.00	875.00
509 - SCHULTZ PARK LAUNCH RAMP	80.95	80.95
660 - EQUIPMENT RENTAL FUND	2,630.37	2,630.37

--- TOTALS BY DEPT/ACTIVITY ---

000.000 -	12,979.04	12,979.04
170.000 - MANAGER	16.04	16.04
180.000 - ASSESSING	4,200.00	4,200.00
210.000 - ATTORNEY	2,833.35	2,833.35
260.000 - CLERK/TREASURER	291.71	291.71
265.000 - BUILDING & GROUNDS	1,146.43	1,146.43
301.000 - POLICE	1,347.64	1,347.64
401.000 - PLANNING & ZONING	3,195.54	3,195.54
463.000 - GENERAL STREETS & ROW	10,352.33	10,352.33
728.000 - DOWNTOWN DEVELOPMENT AUTHORITY	587.50	587.50
750.000 - LAUNCH RAMPS	80.95	80.95
751.000 - PARKS & RECREATION	1,650.07	1,650.07
903.000 - EQUIP. REPAIRS & MAINTENANCE	2,630.37	2,630.37

SAUGATUCK-DOUGLAS
DISTRICT LIBRARY

September 4, 2019

RECEIVED
SEP 06 2019
BY:

City of the Village of Douglas Council
86 West Center Street,
Douglas, MI 49406

Dear Council Members:

Charles Mason's term as a Saugatuck-Douglas District Library board member expires in September. I am requesting that you reappoint him for another four year term (October 2019 – September 2023).

Charles has been a valuable member of the library board. He is currently serving as our board president. We are happy that he has expressed an interest in continuing to serve.

Sincerely,

Ingrid S. Boyer
Library Director

10 MIXER STREET, DOUGLAS, MICHIGAN 49406
P.O. BOX 789 HTTP://SDLIBRARY.ORG
269-857-8241 FAX 269-857-3005
std@llcoop.org

Characterization of Kalamazoo Lake and Hydrology to Support Recreational Boating

- **Total MDNR Grant is $160K, but requires $80K Cost Share**
- **Program can be divided into three phases**
- **Table below identifies activity and deliverables for each phase**

Phase	Title	Activity	Deliverables	Amount
I	Sediment Analysis	1. Collect Sediment Cores (completed by EGLE personnel) 2. Analyze ~60 cores for PCBs, heavy metals and grain size 3. Compare new (2019) sediment cores with historical (2000, 2012, and 2013) values and document change 4. Generate GIS layers of core PCBs, heavy metals, and grain size values	1. GIS Layers of core values 2. 2019 Map of sediment values showing any areas of concern 3. Report on the assessment and implications for future dredging	$50K
II	Bathymetry and Sedimentation	1. Map water depth from 196 bridge out to Lake Michigan 2. Import depth values into GIS and generate depth contours, hardness and roughness maps 3. Identify shallow water areas and areas for deep draft recreational vessels 4. Build phone application of depth information to share with boaters 5. Utilize 2006, 2018, and 2019 depth information to create sedimentation maps	1. Corrected precision depth values 2. Depth, hardness and roughness maps in GIS format 3. Depth maps for boaters in paper, digital, website, and phone app formats 4. Sedimentation maps based on historic and new bathymetry 5. Report on implications of sedimentation rates	$60K
III	Sediment Deposition Modeling	1. Deploy ~10 surface drifters to measure currents 2. Utilize current information, grain size, bathymetry, and bottom roughness to identify areas of deposition and erosion 3. Couple river currents with Lake Michigan current model to show sediment transport along shoreline 4. Model current speeds necessary to prevent sediment deposition	1. GIS Map of surface currents from drifters 2. GIS Map of deposition and erosion areas 3. Coupled model showing where Kalamazoo Lake water goes when it enters Lake Michigan 4. Map of areas where structure could be placed to enhance water flow 5. Report on how sediments can be naturally diverted to minimize sedimentation and need for dredging	$50K

Michigan Technological University

Updated Characterization of Kalamazoo Lake and Harbor Hydrology to Support Recreational Boating and Harbor Restoration Planning

July 2019

Robert Shuchman, Ph.D.
Guy Meadows, Ph.D.
Michigan Technological University

Overview



Kalamazoo Lake and its multiple marinas are a critical component of the Saugatuck/Douglas economic engine. Maintaining a healthy Lake with sufficient water depth and water quality to allow for unrestricted boating is essential for the community to maintain its go-to vacation destination status. A healthy vibrant Lake and harbor also help ensure property values along the shore are maintained and growing. Michigan Technological University (Michigan Tech) in collaboration with Tower Marina and the County of Allegan wrote a successful Michigan DNR Waterway Grant in aid for a preliminary engineering assessment of the area that will provide up-to-date engineering data needed to identify a physically and financially viable strategy to maintain the harbor water depth and insure the water and Lake bottom sediments are safe to local and visiting tourists. The DNR grant is a total of $160,000 of which one half ($80,000) must be matched by local governments, local businesses and private individuals. We are asking individuals and businesses to contribute to the required match.

What will the Grant Fund?

The grant will support three activities that will provide an updated characterization of the Kalamazoo Lake area and the various marinas that make up the harbor. The three sets of new engineering measurements include:

1. Sediment Coring-Forty new sediment cores of Kalamazoo and Douglas Lakes as well as the channel out to Lake Michigan and a sample off Oval Beach will be collected and analyzed in respect to any PCBs, heavy metals, and a grain size determination. The new coring data will be compared to the previous coring done in 2000,2012, and 2013 and will provide much needed insight into whether Kalamazoo Lake bottom sediments are contaminated in the upper surface layers that could be potentially redistributed.

2. New Bathymetry- State of the art depth measuring devices operated by Michigan Tech will be use to generate high resolution bathymetry from the bridge at I-196 to Lake Michigan. This new depth information which will be provided in digital format through a smart phone application to boaters to help them better navigate the harbor safely and will also be used to manage both decreases in lake level and the high water event we are now experiencing. This new bathymetry is also needed to identify specific areas where siltation or sedimentation is occurring.
3. 3-D Circulation and Sediment Deposition Modeling-A 3-dimentional circulation map of water flow will be generated for the area. This high resolution model will utilize the water depth and grain size of the sediments on the lake and river bottom to model where sediment is being deposited and where it is being eroded or flowing directly into Lake Michigan. This water circulation model will also be useful in managing the aquatic vegetation issue in the area as well as being a critical component in the design of innovative approaches to minimize harbor shoaling that utilize a concept of assisted natural transport instead of expensive standard dredging approaches.

Project Benefits

Full funding of this project will provide multiple benefits to the community. They include:

1. An assessment of the water quality and sediments in the area. We believe the data will show the water and contaminates in the sediment pose no health threat to boaters and swimmers.
2. Updated depth maps will show the shallow areas to avoid on jet skis or when towing a tube or water skiing.
3. Sedimentation maps using the new and historical depth information.
4. Digital bathymetry for planning for low and high water years.
5. A circulation map that will show where nuisance aquatic vegetation will accumulate.
6. The circulation model will also be used to predict where sediments are accumulating in the area.
7. The circulation model along with the water quality and sediment contamination data can be used to show Oval Beach is a safe place to recreate.
8. The circulation model and sediment core data will be used in designing an assisted natural transport scenario for Kalamazoo Lake and the surrounding harbor area.
9. The new bathymetry maps along with historical Lake Michigan water levels will be used to create a set of science based standard engineering guidelines to address the high water conditions.

How Can You Help?

The lakes and harbor are an integral part of the community. One way to help insure a healthy harbor is to let your local elected government officials know that this updated assessment and characterization is necessary and should be partially funded by the three local governments. Additionally individuals and businesses can contribute to the required $80,000 cost share. The State of Michigan has provided $80,000 for this project, let's come up with the match!

Michigan Township Services - Allegan, Inc.

111 Grand St
(269) 673-3239 fax: (269)673-9583

RECEIVED
SEP 11 2019
BY:

Permits Issued For DOUGLAS VILLAGE

Building

Date	Permit #	Site Address	Construction Cost	Permit Cost	Owner	Type Of Construction
8/20/2019	DOB19038	451 Amity Ln	$7,000.00	$100.00	Raywood	Replace Windows
8/20/2019	DOB19039	465 Amity Ln	$6,000.00	$100.00	Cartwright	Rp Wndws/Rmv Ext Stair
		Building Totals	$13,000.00	$200.00		

Electrical

Date	Permit #	Site Address	Construction Cost	Permit Cost	Owner	Type Of Construction
8/5/2019	DOE19048	455 Mary Knoll lot 89		$106.00	Douglas Estates	
8/5/2019	DOE19049	149 S Washington		$269.00	Merouse	Addition
8/14/2019	DOE19050	2902 BlueStar Hwy		$115.00		
8/16/2019	DOE19051	100 Kewatin Ct		$265.00	Swing Bridge Holdi	New Residence/Duplex
8/16/2019	DOE19052	110 Kewatin Ct		$265.00	Swing Bridge Holdi	New Residence/Duplex
		Electrical Totals		$1,020.00		

Mechanical

Date	Permit #	Site Address	Construction Cost	Permit Cost	Owner	Type Of Construction
8/5/2019	DOM19042	455 Mary Knoll lot 89		$130.00	Douglas Estates	
8/9/2019	DOM19043	4 Cider Hill Ln		$130.00	Guevara	
8/9/2019	DOM19044	110 Kewatin Ct		$265.00	Swing Bridge Holdi	New Residence/Duplex
8/9/2019	DOM19045	100 Kewatin Ct		$265.00	Swing Bridge Holdi	New Residence/Duplex
8/13/2019	DOM19046	25 Center St		$130.00	Peregrine Company	
8/19/2019	DOM19047	123 Harbor Ct		$160.00	Freeman	
8/30/2019	DOM19048	487 Amity Ln		$130.00	Slamkowski	
		Mechanical Totals		$1,210.00		
		Mechanical Totals	$13,000.00	$2,430.00	$243.00	

PUBLIC OFFICIALS CONFERENCE

Allegan County Emergency Management and the Board of Commissioners would like to invite elected officials to an Emergency Management Public Official's Conference. The topics covered will include emergency preparedness guidelines for the declaration process, the county's emergency operations plan, and resources which can be provided during and after a disaster occurs.

Date: September 30, 2019

Location: Trestle Stop Restaurant, 3366 M-40, Hamilton, MI 49419

Time: 6:00pm 8:30pm

****The event will include dinner****

This event has limited seating so please RSVP to ensure your seat. Contact Allegan County Emergency Management at 269-673-0571 or email at scorbin@allegancounty.org

Or

eventbrite

PUBLIC OFFICIALS CONFERENCE

Location: Trestle Stop

Date: Monday, September 30th

Time: 6:00 PM – 8:30 PM

Facilitator: Scott Corbin

Agenda Items

6:00 – 6:45	Registration, Dinner, and Opening Remarks by Scott Corbin, James Storey, and Steve Shultz
6:45 – 7:00	Jeremy Ludwig and Whitney Wisner: Interoperable Communication and Mass Notification, FirstNet
7:00 – 7:15	Angelique Joynes and Kathy Yonkers-Wright: Public Health Emergency Preparedness
7:15 – 7:30	Corey Hunt and Joe Knapp: Protective Measure for Government Facilities, Active Assailant – Vulnerability Assessment Process
7:30 – 7:45	Christina Schwartz and Scott Corbin: Mitigation activities and Damage Assessment Process
7:45 - 8:00	Brett Apelgren and Dean Kapenga: Local Emergency Planning Committee
8:00 – 8:15	Lt. Ken High: PA 390 The Emergency Management Act and Declaration Process
8:15 – 8:30	Nick Culp and Mick Midduugh Palisades Closure Update

CITY OF THE VILLAGE OF DOUGLAS
COUNTY OF ALLEGAN
STATE OF MICHIGAN

RESOLUTION NO. 29-2019

A RESOLUTION OPTING OUT OF THE PUBLICLY FUNDED HEALTH INSURANCE CONTRIBUTION ACT of 2011

At a regular meeting of the City Council for the City of the Village of Douglas, Michigan, held at the City of the Village of Douglas City Hall, Douglas, Michigan, on the 16th day of September 2019, at 7:00 p.m.

PRESENT:

ABSENT:

The following resolution was offered by Councilperson and supported by Councilperson .

RESOLUTION

WHEREAS, the City of the Village of Douglas ("Douglas") insures its employees for health purposes; and

WHEREAS, the "Publicly Funded Health Insurance Contribution Act" P.A. 152 of 2011 was passed by the Michigan Legislature and signed by Governor Snyder; and

WHEREAS, although the new law imposes a maximum that public employers may contribute to employee health care costs, it also provides a mechanism for cities and other local units of government to OPT OUT of the Act's requirements for a one (1) year period by a two-thirds vote of the City Council, allowing the City to determine, on its own, how much it contributes to employee health

insurance benefits without reference to hard caps or the 80/20 plan in the Act. A new two-thirds vote would be required to extend the exemption in each subsequent year.

NOW, THEREFORE, be it resolved as follows:

1. The City of the Village of Douglas City Council has, by at least a two-thirds majority vote, indicated its intention to OPT OUT of the requirements of P.A. 152 of 2011.
2. All Resolutions and parts of Resolutions, insofar as they conflict with the provisions of this Resolution be hereby rescinded.

YEAS: Council Members:

NAYS: Council Members:

ABSTAIN: Council Members:

ABSENT: Council Members:

ADOPTED this 16th day of September, 2019.

.

CITY OF THE VILLAGE OF DOUGLAS

BY: _____
Linda Anderson, Mayor

BY: _____
Pamela Aalderink, City Clerk

CERTIFICATION

I, Pamela Aalderink, the duly appointed Clerk of the City of the Village of Douglas, do hereby certify that the foregoing is a true and complete copy of a Resolution adopted by the Douglas City Council at a regular meeting held on September 16, 2019, in compliance with the Open Meetings Act, Act No. 267 of the Public Acts of Michigan, 1976, as amended, the minutes of the meeting were kept and will be or have been made available as required by said Act.

CITY OF THE VILLAGE OF DOUGLAS

BY:_____
Pamela Aalderink, City Clerk

Michigan Department
of Transportation
2068 (08/19)

PUBLIC ACT 51, SECTION 18j, MCL 247.668j
Annual Certification of Employee-related Conditions

CERTIFICATION YEAR 2019

CITY OR VILLAGE NAME City of the Village of Douglas

Beginning September 30, 2015, and annually each September 30 thereafter, certification must be made for compliance to Section 18j(1) of Public Act 51 of 1951, MCL 247.668j(1). A local road agency must certify that it has (a) developed an employee compensation plan for its employees as described OR (b) the local road agency must certify that medical benefits are offered to its employees or elected public officials in compliance with the publiclly funded health insurance contribution act, 2011 PA 152, MCL 15.561 to 15.569, or, that it does not offer medical benefits to its employees or elected public officials.

☐ Compliance with(1)(a)
I certify compliance with MCL 247.668j(1)(a).
Our compensation plan for employees meets the minimum criteria of MCL 247.668j (a)(i - iv).

☒ Compliance with (1)(b)
I certify compliance with MCL 247.668J(1)(b), and as such, offer one of the following:

- ☐ I certify that medical benefits are offered to employees or elected public officials in compliance with the publically funded health insurance contribution act, 2011 PA 152; **or**
- ☒ I certify that the local road agency has exempted itself from the publically funded health insurance contribution act, 2011 PA 152; **or**
- ☐ I certify that medical benefits are not offered to employees or elected public officials.

☐ Non-compliance with (1)(a) or (1)(b)
I certify that we are not in compliance with MCL 247.668j(1).
I understand that failure to comply with certification of (a) or (b) of MCL 247.668j(1) may result in the withholding of all or part of the distributions made to this local road agency from the Michigan Transportation Fund.

This form must be signed by the Street Administrator and the Treasurer or Financial Director.

SIGNATURE		SIGNATURE	
PRINTED NAME Richard LaBombard		PRINTED NAME David G. Carpenter	
TITLE City Manager/Street Administrator	DATE	TITLE Treasurer/Finance Director	DATE

Due Each September 30

Return the completed form to:
Michigan Department of Transportation, Financial Operations Division, P.O. Box 30050, Lansing, MI 48909, **OR**
E-mail to: MDOT-Outreach@Michigan.gov, **OR**
Fax to: (517) 335-1828

MEMORANDUM

To: City Council

From: Rich LaBombard
City Manager

Date: September 12, 2019

Subject: DNR Waterways Grant
Participation Resolution

The Allegan County Board of Commissioners was approached by the owner of Tower Marine to apply for a Michigan Department of Natural Resources Waterways Grant to sample, map and study contamination of the Kalamazoo Harbor. Application literature including the scope of work is attached for Council's review. The goal of the grant proposal is to:

- Generate Depth and Lake Bottom Maps ($25,000)
- Sediment Contamination Analysis ($60,000)
- Sediment Deposition Modeling ($75,000)

The project was estimated at $160,000 with a required 50 percent match of $80,000 which was assumed to be split between the three local units of government associated with the harbor.

At a recent meeting in Allegan County, it was discussed that the scope and costs associated with the project might be prohibitive due to the limited budgets of the local units of government. It was determined at the meeting that the sediment contamination analysis was the most critical component needing funding and was reduced to $50,000 estimate to complete—of which $25,000 would be a local match. With the cooperation of Allegan County, City of Saugatuck, Saugatuck Township, Saugatuck Area Chamber of Commerce, and the City of the Village of Douglas, each participant would need to provide a commitment of $5,000 to participate in the grant.

I recommend City Council approve the participation resolution and contribute toward the Michigan Department of Natural Resources Waterway Grant cost share for sediment contamination analysis.

CITY OF THE VILLAGE OF DOUGLAS
COUNTY OF ALLEGAN
STATE OF MICHIGAN

RESOLUTION NO. 30- 2019

A RESOLUTION FOR MICHIGAN DEPARTMENT OF NATURAL RESOURCES WATERWAYS GRANT PROGRAM PARTICIPATION

At a regular meeting of the City Council for the City of the Village of Douglas, Michigan, held at the City of the Village of Douglas City Hall, Douglas, Michigan, on the day of September 16, 2019 at 7:00 p.m.

PRESENT:

ABSENT:

The following Resolution was offered by Councilperson _____ and supported by Councilperson _____.

RESOLUTION

WHEREAS, Allegan County has been requested to apply for a grant to the Michigan DNR's waterways division for the purpose of studying the Saugatuck Harbor with the ultimate goal of identifying a natural method of removing silt buildup and preserving it for recreational boaters; and

WHEREAS, Allegan County applied for said grant and the grant has been awarded a match amount up to $79,755 by the Michigan DNR's waterways division; and

WHEREAS, it has been determined that the sediment contamination analysis portion of the proposed project is the most critical component at this time (estimated at $50,000 total); and

WHEREAS, Allegan County's consideration of acceptance of the grant is contingent upon contingencies including:

1. All reporting requirements and any work to be conducted under the grant shall be conducted by a third party and not place demand upon County resources to maintain compliance with the grant,

2. The County's local match portion shall not exceed the collaborative participants (City of Douglas, City of Saugatuck, Saugatuck Township, and Saugatuck Area Chamber of Commerce) match portion up to $20,000; and

WHEREAS, the City of the Village of Douglas recognizes the importance of the harbor and the challenges it faces; and

WHEREAS, Michigan Tech has facilitated the completion of the grant application and has expressed the potential for donations and third-party funds to be available to reduce the burden of the local match for the government participants.

NOW, THEREFORE BE IT RESOLVED the City of the Village of Douglas intends to participate in the grant and cost sharing through the following formula:

Donations and other third-party funds (direct or in-kind) received shall be considered collective and shall reduce the overall local grant match, any remaining local match balance shall be equally split among the County of Allegan, City of Saugatuck, City of the Village of Douglas, Saugatuck Township and the Saugatuck Area Chamber of Commerce; and

RESOLVED FURTHER, upon collection of the local match consistent with the formula outlined above the City of the Village of Douglas supports the County's acceptance of the grant and related agreement; and

BE IT FINALLY RESOLVED, that should the local match collected not reach the full amount required to complete the scope of work, Michigan Tech shall submit a modified proposal to best leverage all funds for consideration by each government participant.

All resolutions and parts of resolutions are, to the extent of any conflict with this resolution, rescinded.

YEAS: Council Members:

NAYS: Council Members:

ABSTAIN: Council Members:

ABSENT: Council Members:

ADOPTED this 16th day of September, 2019

CITY OF THE VILLAGE OF DOUGLAS

BY: _____
Linda Anderson, Mayor

BY:_____
Pamela Aalderink, City Clerk

CERTIFICATION

I, Pamela Aalderink, the duly appointed Clerk of the City of the Village of Douglas, do hereby certify that the foregoing is a true and complete copy of a Resolution adopted by the Douglas City Council at a regular meeting held on Monday, September 16, 2019 in compliance with the Open Meetings Act, Act No. 267 of the Public Acts of Michigan, 1976, as amended, the minutes of the meeting were kept and will be or have been made available as required by said Act.

CITY OF THE VILLAGE OF DOUGLAS

BY:_____
Pamela Aalderink, City Clerk

STATE OF MICHIGAN
DEPARTMENT OF NATURAL RESOURCES
LANSING

GRETCHEN WHITMER
GOVERNOR

DANIEL EICHINGER
DIRECTOR

June 10, 2019

Ms. Lorna Nenciarini
3823 122nd Avenue
Allegan, Michigan 49010

Dear Ms. Nenciarini:

Enclosed are two copies of the Engineering Study Agreement between the County of Allegan (County) and the Department of Natural Resources (DNR), as well as two copies of a Resolution for adoption by the County authorizing execution of the Agreement.

Please have both copies of the Agreement (*do not date the first page*) and the Resolution signed as appropriate. All original copies should be returned to my attention. The Agreement will be signed and dated by the DNR, and a fully executed copy will be returned for your files.

If you have any questions, please contact me at DNR-Parks and Recreation Division, P.O. Box 30257, Lansing, MI 48909-7757.

Sincerely,

Paul R. Petersen
Waterways Grant Program Manager
Parks and Recreation Division
517-284-6122

Enclosures

AGREEMENT

Engineering Study

THIS AGREEMENT, made this _____ day of _____, 2019, by and between the COUNTY OF ALLEGAN, ALLEGAN COUNTY, MICHIGAN, a municipal corporation, hereinafter referred to as the "County", and the MICHIGAN DEPARTMENT OF NATURAL RESOURCES, an agency of the State of Michigan, hereinafter referred to as the "Department."

WHEREAS, the County is an important center of recreational boating activity and serves as a refuge point for shallow-draft recreational vessels; and

WHEREAS, the County has solicited the aid and assistance of the Department in conducting the creation of updated lake and river depth maps, modeling of sediment deposition into the lake, and analysis of sediment contamination at Kalamazoo Lake in Allegan County; and

NOW, THEREFORE, in consideration of the mutual promises and conditions contained herein, it is agreed as follows:

1. This Agreement shall be administered on behalf of the Department through its Parks and Recreation Division. All reports, documents, or actions required of the County by this Agreement shall be submitted to Parks and Recreation Division, P.O. Box 30257, Lansing, Michigan, 48909.

2. The Department agrees as follows:

a. To grant to the County a sum of money equal to fifty (50) percent of the total cost of a preliminary engineering study required for the creation of updated lake and river depth maps, modeling of sediment deposition into the lake, and analysis of sediment contamination at Kalamazoo Lake in Allegan County. Said grant shall not in any event exceed Seventy-nine Thousand Seven Hundred Fifty-five dollars ($79,755.00).

b. The monies herein granted shall be released as reimbursement according to the following:

> Acceptance by the County of this Agreement, execution of an agreement between the County and a registered professional engineer as prescribed in paragraph 3b hereof, study completion and written Department approval, and receipt of payment reimbursement request.

c. As a condition precedent to any liability and/or responsibility of the Department under this Agreement, the County shall execute a contract or an agreement with a registered professional engineering firm so licensed by the State of Michigan for the conduct and completion of said preliminary engineering study, which contract or agreement shall be approved by the Department in writing.

3. The County agrees as follows:

a. To immediately appropriate the sum of creation of updated lake and river depth maps, modeling of sediment deposition into the lake, and analysis of sediment contamination at Kalamazoo Lake in Allegan County. This sum represents fifty (50) percent of the total cost of the preliminary engineering study called for

4. It is expressly understood and agreed by and between the parties hereto that neither this Agreement, nor any section, paragraph, condition, clause, provision, or like portion hereof, shall in any way be construed so as to impose any obligation of any nature whatsoever, financial or otherwise, upon either the Department or the County as regards the construction of facilities which shall be considered in said preliminary engineering study.

IN WITNESS WHEREOF, the parties hereto have hereunto set their hands and seal the day and date first above written.

WITNESSES:

_____

_____

_____

_____

COUNTY OF ALLEGAN

By: _____

Title: _____

MICHIGAN DEPARTMENT OF NATURAL RESOURCES

By: _____
Ronald A. Olson, Chief
Parks and Recreation Division

RESOLUTION

Upon Motion made by _____, seconded by _____, the following Resolution was adopted:

"RESOLVED, that the County of Allegan, Allegan County, Michigan does hereby accept the terms of the Agreement as received from the Michigan Department of Natural Resources, and the County does hereby specifically agree, but not by way of limitation, as follows:

1. To appropriate the sum of Seventy-nine Thousand Seven Hundred Fifty-five dollars ($79,755.00), to match the grant authorized by the Department.

2. To maintain satisfactory financial accounts, documents, and records and to make them available to the Department for auditing at reasonable times.

3. To negotiate and enter into a contractual relationship with a registered professional engineer so licensed by the State of Michigan to provide for the completion of said preliminary engineering study in accordance with established engineering principles, which contractual relationship shall be subject to the approval of the Department.

4. To comply with any and all terms of the said Agreement, including all terms not specifically set forth in the foregoing portions of the Resolution."

The following aye votes were recorded: _____

The following nay votes were recorded: _____

STATE OF MICHIGAN)
) §
COUNTY OF ALLEGAN)

I, _____, Clerk of the County of Allegan, Allegan County, Michigan, do hereby certify that the above is a true and correct copy of the Resolution relative to the Agreement with the Michigan Department of Natural Resources, which Resolution was adopted by the County Council at a meeting held _____, 2019.

_____
County Clerk

Dated:_____

READ
6-19-19

Characterization of Kalamazoo Lake and Harbor Hydrology to Support Recreational Boating

March 2019

Drs. Robert Shuchman & Guy Meadows
Michigan Technological University

Project Description and Needs Assessment:

Kalamazoo Lake and its multiple marinas are a critical component of the Saugatuck/Douglas economic engine. Maintaining a healthy lake with sufficient water depth and water quality to allow for unrestricted recreational boating opportunities throughout large parts of the lake is an absolute necessity for the communities of Saugatuck and Douglas to maintain their status as a go-to vacation destination. Kalamazoo Lake and its surrounding river system face a number of challenges to this goal including sedimentation and potential PCB contamination. Much if not all of these environmental challenges are a result of Kalamazoo River issues upstream of Saugatuck. This is particularly true in respect to PCB contamination.

In order to ensure safe access to Kalamazoo Lake for recreational boaters, the Harbor Authority of Saugatuck and other appropriate parties such as the State of Michigan and EPA need to revisit a long term plan to maintain water depths and address any legacy PCB contamination. Scientists and engineers assisted by students from Michigan Tech are well qualified to address this need from an engineering and environmental perspective. This proposal addresses a set of key observations and actions that are needed in order to create a long term management plan for Kalamazoo Lake, the adjoining river and its marinas. These include the creation of updated lake and river depth maps, modeling of sediment deposition into the lake, and analysis of sediment contamination.

Updated depth maps for Kalamazoo Lake and the adjoining rivers are necessary for sailboats and motor yachts in order to determine the navigable areas based on keel depth. Maps for Kalamazoo Lake were created in 1997 and updated in 2018, but this update did not include several key regions including the portion of the lake around Douglas (between I-196 and the Blue Star Bridge) and the stretch of the Kalamazoo River connecting Kalamazoo Lake to Lake Michigan. These maps are also useful for creating "so what" scenarios such as a decrease in water depth based on climate modeling done by NOAA and the United States Army Corps of Engineers (USACE). This allows for the assessment of navigable waters under different depth level scenarios – for instance, if lake levels decrease by 3 feet, sailboats with a 6 foot keel would be restricted to approximately 20% of the lake. These maps would also be useful to the general public as indicators of shallow water areas. For example, water skiers are presently skiing in waters less than 3 feet in depth which can prove dangerous. Maps of lake bottom roughness and hardness (i.e., rocky or sandy), which can be created alongside the depth maps, also provide useful information for recreational boaters and fishermen as well as for lake management purposes. These maps provide information about the structure of the lake bottom which can

guide decisions regarding fishing or anchoring locations. They can also indicate where sedimentation and erosion are more likely to occur which is important for boat navigability within the lake and for guiding lake management decisions such as dredging.

Understanding where upstream sediment is being deposited within Kalamazoo Lake is also relevant to the needs of recreational boaters. This deposition will decrease the water depth in these parts of the lake, again restricting boat movement. The results of the proposed sediment transportation model will also tell us where contaminated sediments will be deposited on the bottom should they make it into Kalamazoo Lake. This knowledge will help focus management decisions for maintaining the long term health of the lake and making it attractive to recreational boaters and tourists.

Finally, an updated assessment of sediment contamination using sediment cores is necessary to assess the severity of the contaminants that have been deposited in Kalamazoo Lake. This assessment, last done in 2013, could confirm the hypothesis that current contaminant values in the lake are low and that little new contamination is now occurring. This information is crucial for recreational users of Kalamazoo Lake, including swimmers and water skiers as well as fishermen consuming their catch from the lake.

Project Scope:

In order to formulate a long term plan to improve recreational boating facilities in Kalamazoo Lake and harbor area, there are three main tasks consisting of several sub-tasks, each of which is described below:

1) Generate Depth and Lake Bottom Maps
    - Create updated depth maps for the Coral Gables to Lake Michigan part of the river and the lake area around Douglas (between the I-196 bridge and the Blue Star Bridge)
    - Create updated depth maps for selected parts of Kalamazoo Lake to observe sedimentation rates
    - Create lake bottom hardness and roughness maps
    - Creation and distribution of maps in paper and digital formats for use by recreational boaters and parties responsible for lake management planning
2) Sediment Contamination Analysis
    - 25 sediment cores (3ft long) will be extracted from the Lake and analyzed for PCB and other contaminates
    - The results will be compared to the historical coring data
    - Sediment distributions of the coring material will also be performed to be used in sediment transport calculations
3) Sediment Deposition Modeling
    - Sediment particle size and currents data will be used to identify where sediments are being deposited and where erosion is occurring within the waterway
    - The modeling will be done for high, low and moderate flow regimes

Estimated Project Cost:

The estimated cost for each observation or modeling component is presented below:

1. Depth measurements and map creation: $25,000
2. Sediment Contamination Analysis: $60,000
3. Sediment Deposition Modeling $75,000
4. **Total: $160,000**

Estimated Project Schedule and Deliverables

A set of deliverables and completion dates for each task is presented below. Pending the approval of grant application, the estimated project schedule covering the period of June 2019 through May 2020 is shown below.

	2019							2020				
Tasks	June	July	August	September	October	November	December	January	February	March	April	May
T1-1	X											
T1-2		X	X									
T1-3		X	X									
T1-4		X	X									
T1-5		X	X									
T2-1	X											
T2-2				X		X		X				
T2-3							X		X			
T3-1										X	X	X
T3-2												X

The data collected as part of this program will be added to the database created last year that houses the new depth and surface current observations. The database will be made available to the stakeholder community to facilitate interpretation of the findings as well as support future planning activities.

Task 1- Generate Depth and Lake Bottom Maps

Deliverables:

T1-1) Depth measurements collected from Kalamazoo Lake.

T1-2) Depth Map in digital format of Coral Gables to Lake Michigan.

T1-3) Depth Map in digital format of lake area from Blue Star Bridge to I-196 bridge.

T1-4) Depth change map in a select part of the main lake to show potential sedimentation.

T1-5) Hardness and Roughness maps in digital format of the new surveyed areas.

Task 2- Sediment Contamination Analysis

Deliverables:

T2-1) Extract from the lake bottom 25 sediment cores of approximately 3 ft. in length.

T2-2) Analyze the cores for PCB and other contaminants as well as sediment size distribution.

T2-3) Input the results into the database to enhance interpretation and visualization.

Task 3- Sediment Deposition Modeling

Deliverables:

T3-1) Utilize currents and sediment size distribution data to identify erosion and deposition areas within the lake and river system.

T3-2) Report summarizing these findings will be generated and presented to the stakeholders.

Expected Project Products

Included below are example products that were created for Kalamazoo Lake in 2018 for the improvement of recreational boating. These products will also be generated as part of this proposed project for the adjoining river areas upstream and downstream of Kalamazoo Lake. These include an updated depth map, roughness (rugosity) and hardness maps, and a depth map where 4ft of water depth was removed to show how an island would form in the Lake and much of the lake would not be usable by large yachts that require a 4 ft. draft.

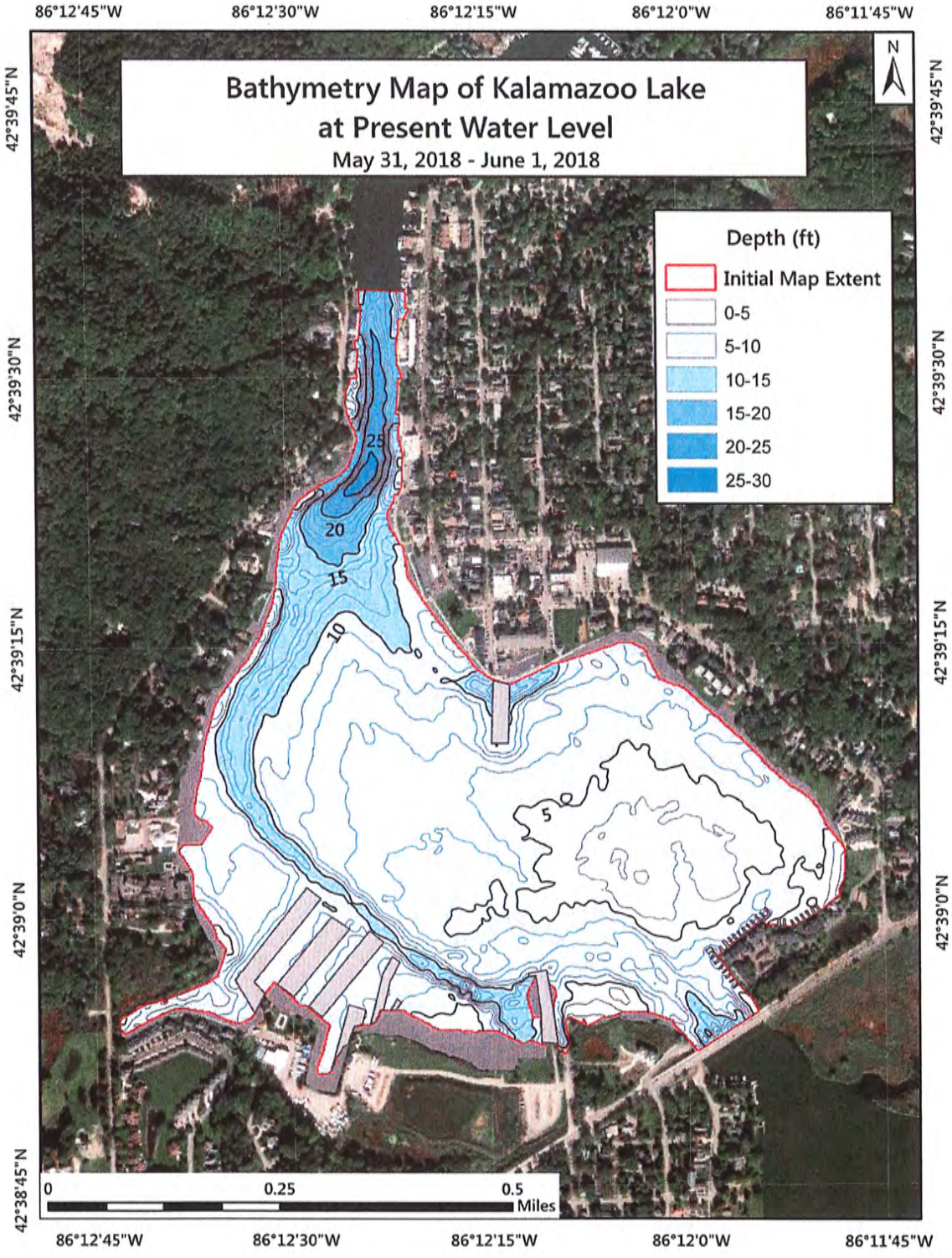
Bathymetry Map of Kalamazoo Lake
at Present Water Level
May 31, 2018 - June 1, 2018
N
Depth (ft)
Initial Map Extent
0-5
5-10
10-15
15-20
20-25
25-30
25
20
15
10
5
0
0
0.25
0.5
Miles
86°12'45"W
86°12'30"W
86°12'15"W
86°12'0"W
86°11'45"W
42°39'45"N
42°39'30"N
42°39'15"N
42°39'0"N
42°38'45"N

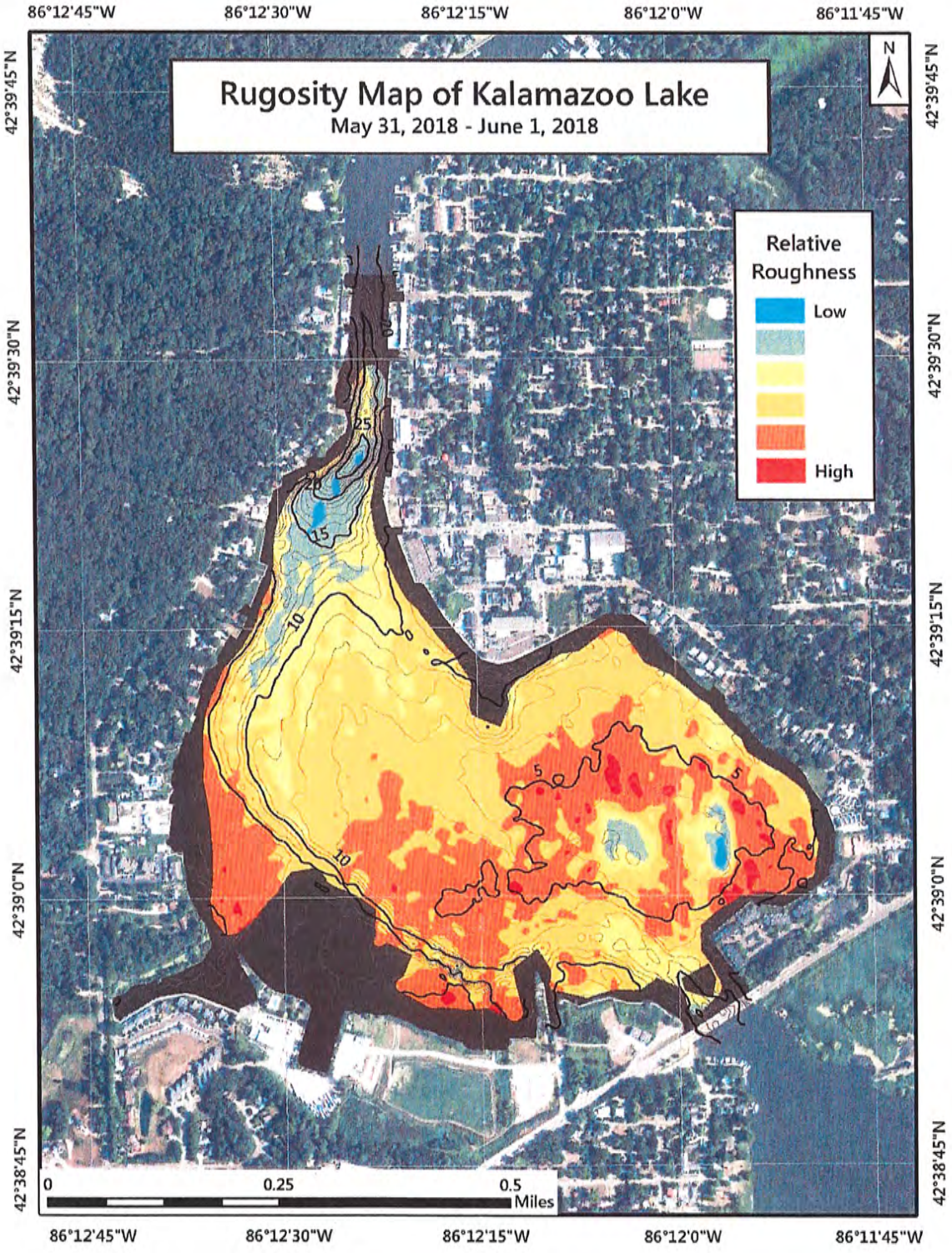
Rugosity Map of Kalamazoo Lake
May 31, 2018 - June 1, 2018
Relative Roughness
Low
High
N
86°12'45"W
86°12'30"W
86°12'15"W
86°12'0"W
86°11'45"W
42°39'45"N
42°39'30"N
42°39'15"N
42°39'0"N
42°38'45"N
0
0.25
0.5
Miles

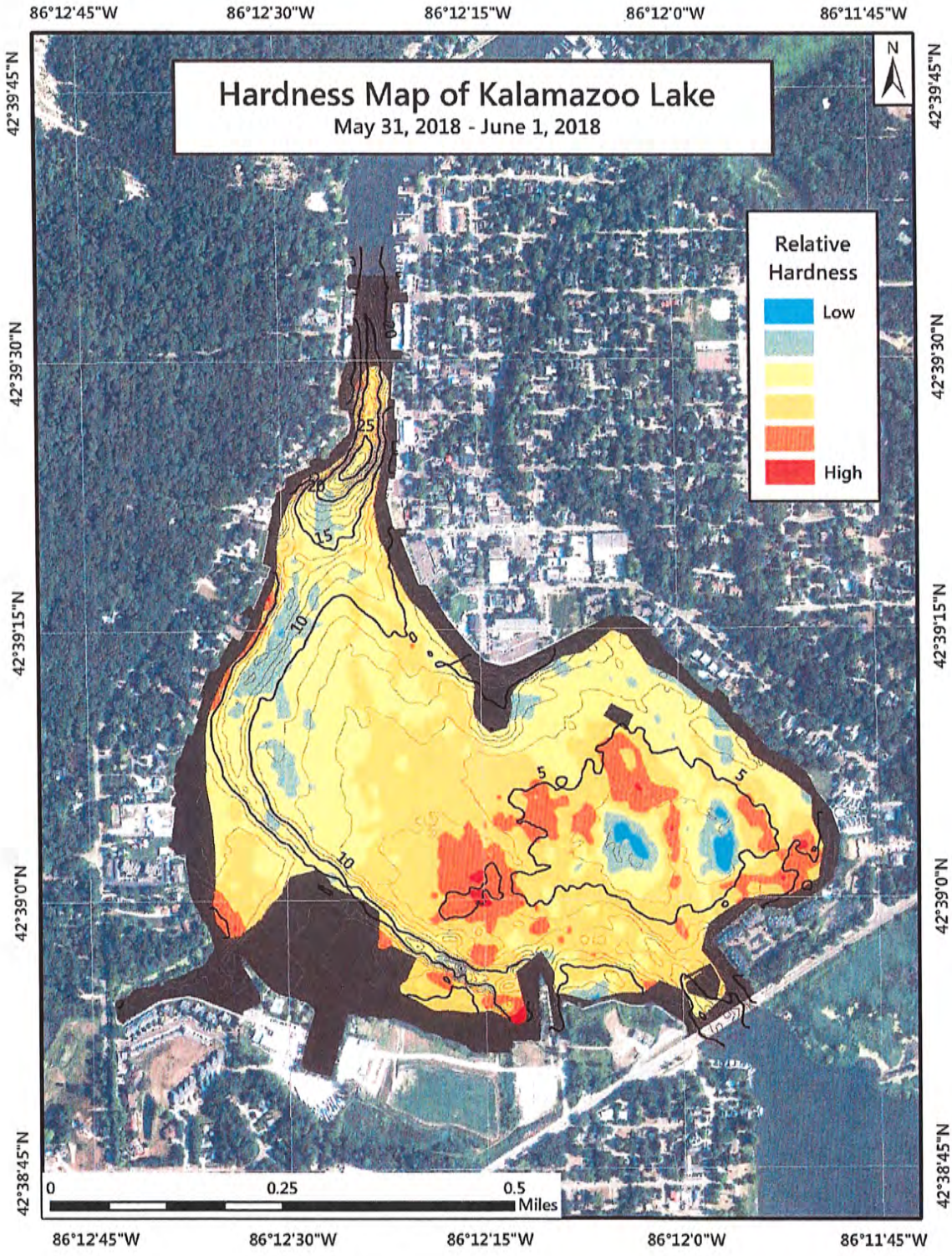
Hardness Map of Kalamazoo Lake
May 31, 2018 - June 1, 2018
N
Relative Hardness
Low
High
86°12'45"W
86°12'30"W
86°12'15"W
86°12'0"W
86°11'45"W
42°39'45"N
42°39'30"N
42°39'15"N
42°39'0"N
42°38'45"N
0
0.25
0.5
Miles

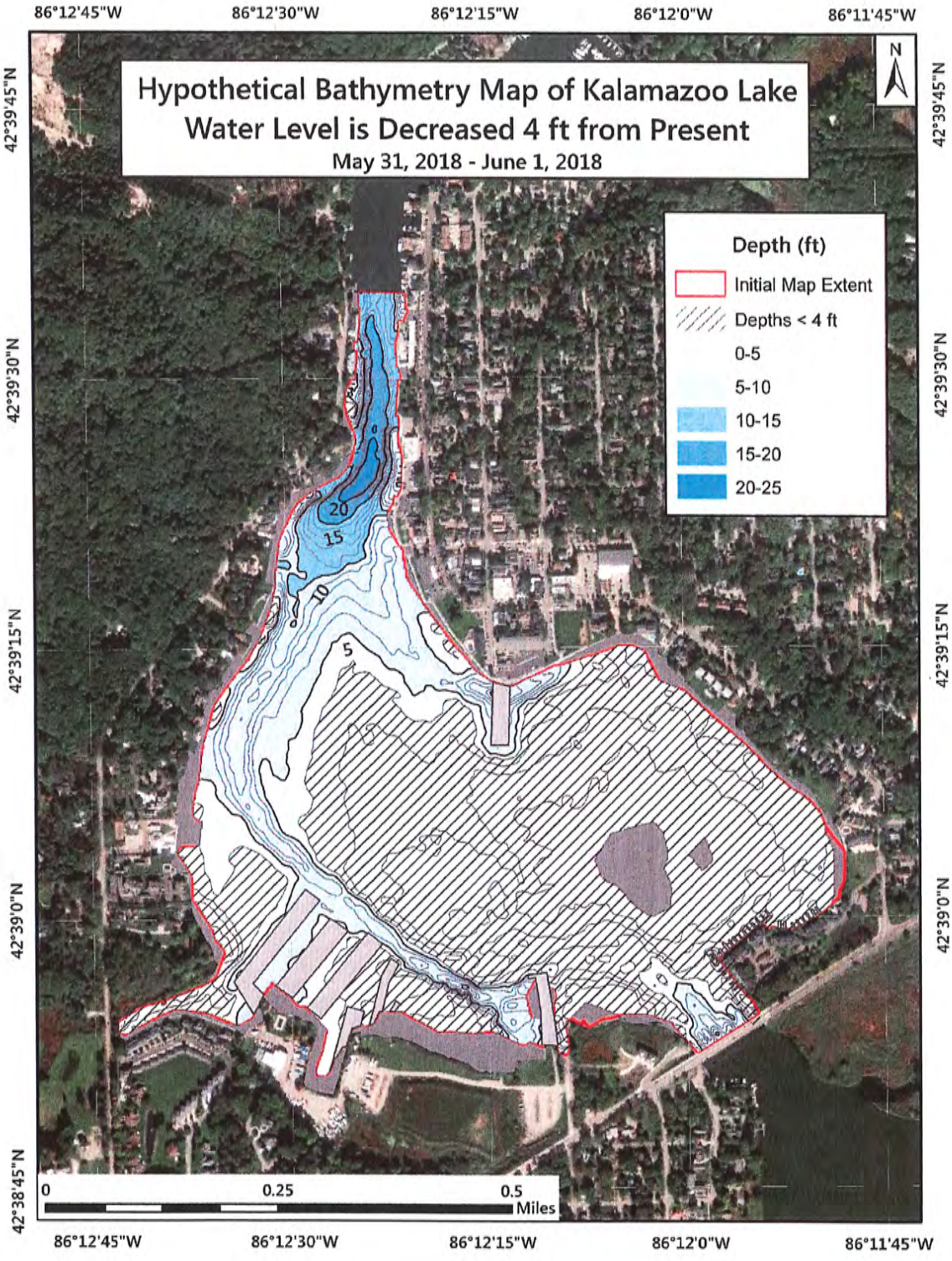
Hypothetical Bathymetry Map of Kalamazoo Lake
Water Level is Decreased 4 ft from Present
May 31, 2018 - June 1, 2018
N
Depth (ft)
Initial Map Extent
Depths < 4 ft
0-5
5-10
10-15
15-20
20-25
20
15
10
5
0
0.25
0.5
Miles
86°12'45"W
86°12'30"W
86°12'15"W
86°12'0"W
86°11'45"W
42°39'45"N
42°39'30"N
42°39'15"N
42°39'0"N
42°38'45"N

Michigan Technological University

Updated Characterization of Kalamazoo Lake and Harbor Hydrology to Support Recreational Boating and Harbor Restoration Planning

July 2019

Robert Shuchman, Ph.D.
Guy Meadows, Ph.D.
Michigan Technological University

Overview



Kalamazoo Lake and its multiple marinas are a critical component of the Saugatuck/Douglas economic engine. Maintaining a healthy Lake with sufficient water depth and water quality to allow for unrestricted boating is essential for the community to maintain its go-to vacation destination status. A healthy vibrant Lake and harbor also help ensure property values along the shore are maintained and growing. Michigan Technological University (Michigan Tech) in collaboration with Tower Marina and the County of Allegan wrote a successful Michigan DNR Waterway Grant in aid for a preliminary engineering assessment of the area that will provide up-to-date engineering data needed to identify a physically and financially viable strategy to maintain the harbor water depth and insure the water and Lake bottom sediments are safe to local and visiting tourists. The DNR grant is a total of $160,000 of which one half ($80,000) must be matched by local governments, local businesses and private individuals. We are asking individuals and businesses to contribute to the required match.

What will the Grant Fund?

The grant will support three activities that will provide an updated characterization of the Kalamazoo Lake area and the various marinas that make up the harbor. The three sets of new engineering measurements include:

1. Sediment Coring-Forty new sediment cores of Kalamazoo and Douglas Lakes as well as the channel out to Lake Michigan and a sample off Oval Beach will be collected and analyzed in respect to any PCBs, heavy metals, and a grain size determination. The new coring data will be compared to the previous coring done in 2000,2012, and 2013 and will provide much needed insight into whether Kalamazoo Lake bottom sediments are contaminated in the upper surface layers that could be potentially redistributed.

2. New Bathymetry- State of the art depth measuring devices operated by Michigan Tech will be use to generate high resolution bathymetry from the bridge at I-196 to Lake Michigan. This new depth information which will be provided in digital format through a smart phone application to boaters to help them better navigate the harbor safely and will also be used to manage both decreases in lake level and the high water event we are now experiencing. This new bathymetry is also needed to identify specific areas where siltation or sedimentation is occurring.
3. 3-D Circulation and Sediment Deposition Modeling-A 3-dimentional circulation map of water flow will be generated for the area. This high resolution model will utilize the water depth and grain size of the sediments on the lake and river bottom to model where sediment is being deposited and where it is being eroded or flowing directly into Lake Michigan. This water circulation model will also be useful in managing the aquatic vegetation issue in the area as well as being a critical component in the design of innovative approaches to minimize harbor shoaling that utilize a concept of assisted natural transport instead of expensive standard dredging approaches.

Project Benefits

Full funding of this project will provide multiple benefits to the community. They include:

1. An assessment of the water quality and sediments in the area. We believe the data will show the water and contaminates in the sediment pose no health threat to boaters and swimmers.
2. Updated depth maps will show the shallow areas to avoid on jet skis or when towing a tube or water skiing.
3. Sedimentation maps using the new and historical depth information.
4. Digital bathymetry for planning for low and high water years.
5. A circulation map that will show where nuisance aquatic vegetation will accumulate.
6. The circulation model will also be used to predict where sediments are accumulating in the area.
7. The circulation model along with the water quality and sediment contamination data can be used to show Oval Beach is a safe place to recreate.
8. The circulation model and sediment core data will be used in designing an assisted natural transport scenario for Kalamazoo Lake and the surrounding harbor area.
9. The new bathymetry maps along with historical Lake Michigan water levels will be used to create a set of science based standard engineering guidelines to address the high water conditions.

How Can You Help?

The lakes and harbor are an integral part of the community. One way to help insure a healthy harbor is to let your local elected government officials know that this updated assessment and characterization is necessary and should be partially funded by the three local governments. Additionally individuals and businesses can contribute to the required $80,000 cost share. The State of Michigan has provided $80,000 for this project, let's come up with the match!

READ 6-19-19

Michigan Tech Research Institute

www.mtri.org

Characterization of Kalamazoo Lake and Harbor Hydrology to Support Recreational Boating (R1)

Dr. Robert Shuchman – Michigan Tech Research Institute (MTRI)
Dr. Guy Meadows – Great Lakes Research Center (GLRC)

Michigan Technological University

Michigan Tech Research Institute

June 2019

Michigan Tech
Research Institute

Status

- A $160K grant ($80K State, $80K Match) was submitted and conditionally approved by the Michigan Dep't of Natural Resources (DNR) – Waterway Grant Program to collect a set of key observations so that science based decision making can be utilized in the creation of a financially sustainable long-term plan for a healthy Kalamazoo Lake, the adjoining river and it's marinas. The grant will support the creation of updated river maps, modeling of sediment deposition into the lakes and updated analysis of sediment contamination.

Michigan Tech
Research Institute

Next Steps

- Brief local community authorities on project and lake measurements to be made
- Raise the required cost share ($80K)
- Schedule initial measurements September 2019
- Coordinate with MDEQ on sediment coring (agreed to collect but not analyze samples)
- Identify additional funding sources to support the remainder of the required measurements and modeling

Michigan Tech
Research Institute

Anticipated Project Results

- Updated depth and lake bottom maps
  - Generate safe passage depth maps for various types of recreation boats
  - Maps for safe areas to water ski and tube
  - Bathymetric maps for showing different water level scenarios (higher and lower water)
  - Bottom roughness and rugosity maps for better prediction of sediment deposition and erosion
- Sediment contamination analysis
  - 25 new 3 ft. cores of lake sediment will be obtained and analyzed
  - Last coring was done in 2013-2014 (what has changed)
  - New core contaminant (if detected) will be compared to historical data (Is the contaminant issue getting better, worse, or constant?)
  - Core sediment size distribution will be used in fate and transport model

Michigan Tech
Research Institute

Anticipated Project Results (Continued)

- Sediment deposition modeling
  - Sediment particle size and current data will be to determine where sediment is being deposited and eroded within the waterway
  - Modeling will be done for low, medium, and high flow regions
  - Locations of deposition of sediments is particularly important if sediments still have some contamination

Michigan Tech
Research Institute

Why Michigan Tech?

- STEM university has technical expertise, instrumentation, R/V vessels, state-of-the-art models, and highly skilled student and staff resources to provide a cost-effective solution to solving the Kalamazoo Harbor siltation problem
- Michigan Tech has a $25+ million facility called the Great Lakes Research Center with a charter to protect waters in the Great Lakes basin
- Michigan Tech will maintain a geospatial database of the new as well as historical observations
- Michigan Tech provide unbiased science-based assessments and recommendation

CITY OF THE VILLAGE OF DOUGLAS
ALLEGAN COUNTY, MICHIGAN
ORDINANCE NO. 05-2019

AN ORDINANCE TO ADD CHAPTER 114, AN ORDINANCE PROHIBITING RECREATIONAL MARIHUANA ESTABLISHMENTS WITHIN THE CITY OF THE VILLAGE OF DOUGLAS

An Ordinance add Chapter 114 of the Ordinances of the City of the Village of Douglas, entitled Recreational Marihuana Establishments Prohibited.

THE CITY OF THE VILLAGE OF DOUGLAS DOES HEREBY ORDAIN AS FOLLOWS:

CHAPTER 114 OF THE ORDINANCES OF THE CITY OF VILLAGE OF DOUGLAS IS HEREBY ADDED AS FOLLOWS:

113.01 RECREATIONAL MARIHUANA ESTABLISHMENTS PROHIBITED.

The Michigan Regulation and Taxation of Marihuana Act ("the Act") was initiated by the voters of the State of Michigan pursuant to Proposal 1, the Marijuana Legalization Initiative, on November 6, 2018. The Act authorizes cities, villages, and townships to completely prohibit recreational marihuana establishments within their boundaries. Pursuant to that authority, recreational marihuana establishments as defined in the Act are hereby prohibited within the City.

No other provisions, Sections, or Ordinances are repealed or affected.

Within fifteen (15) days of its adoption, this Ordinance or a notice of adoption summarizing this Ordinance, as required by law, shall be published by the City Clerk in a newspaper of general circulation in the City.

This Ordinance shall become effective twenty (20) days after the date of publication.

Ordinance Offered by: Councilperson _____

Ordinance Supported by: Councilperson _____

Ayes: _____

Nays: _____

Abstain: _____

Absent: _____

ORDINANCE DECLARED _____.

_____ _____
Linda Anderson, Mayor Date

_____ _____
Pamela Aalderink, City Clerk Date

Ordinance Adoption Date: _____

Ordinance Effective Date: _____ (20 days after adoption and publication).

CERTIFICATE

I hereby certify that the foregoing Ordinance was adopted by the City Council of the City of the Village of Douglas at a _____ meeting held on _____, 2019 and that said meeting was conducted and public notice of said meeting was given pursuant to and in full compliance with the City Charter and the Open Meetings Act, Public Act 267 of 1976, as amended, and that the minutes of said meeting were kept and will be or have been made available as required by said Act.

_____
Pamela Aalderink, City Clerk

GL NUMBER	DESCRIPTION	2019-20 ORIGINAL BUDGET	2019-20 AMENDED BUDGET	YTD BALANCE 08/31/2019 NORM (ABNORM)	ACTIVITY FOR MONTH 08/31/19 INCR (DECR)	AVAILABLE BALANCE NORM (ABNORM)	% BDGT USED	YTD BALANCE 08/31/2018 NORM (ABNORM)
Fund 101 - GENERAL FUND								
Revenues								
Dept 000.000								
101-000.000-402.000	CURRENT REAL PROPERTY TAX	2,153,131.00	2,153,131.00	587,786.07	343,090.57	1,565,344.93	27.30	521,650.45
101-000.000-424.000	MOBILE HOME TAX	500.00	500.00	88.50	45.00	411.50	17.70	93.50
101-000.000-446.000	INTEREST & PENALTIES: DELQ TAX	3,000.00	3,000.00	0.00	0.00	3,000.00	0.00	0.00
101-000.000-447.000	TAX COLLECTION FEES	75,000.00	75,000.00	16,912.88	9,826.31	58,087.12	22.55	14,800.58
101-000.000-450.000	BUSINESS LICENSE FEES	2,000.00	2,000.00	15.00	15.00	1,985.00	0.75	60.00
101-000.000-451.000	CATV FRANCHISE FEES	13,000.00	13,000.00	0.00	0.00	13,000.00	0.00	0.00
101-000.000-452.000	METRO ACT	6,600.00	6,600.00	0.00	0.00	6,600.00	0.00	0.00
101-000.000-478.000	BUILDING FEES	75,000.00	75,000.00	10,288.00	4,213.00	64,712.00	13.72	3,578.00
101-000.000-478.001	ROAD CUT FEES	100.00	100.00	0.00	0.00	100.00	0.00	0.00
101-000.000-478.002	PLANNING & ZONING FEES	5,000.00	5,000.00	250.00	0.00	4,750.00	5.00	10,675.00
101-000.000-478.003	RENTAL INSPECTION FEE	5,000.00	5,000.00	875.00	65.00	4,125.00	17.50	1,750.00
101-000.000-480.000	DPW- RESIDENT SERVICES	250.00	250.00	0.00	0.00	250.00	0.00	0.00
101-000.000-545.000	LAW ENFORCEMENT TRAINING	1,000.00	1,000.00	0.00	0.00	1,000.00	0.00	0.00
101-000.000-547.000	GRANTS: HWYS & STREETS(CO.)	155,000.00	155,000.00	0.00	0.00	155,000.00	0.00	0.00
101-000.000-573.000	LOCAL COMMUNITY STABILIZATION	35,000.00	35,000.00	0.00	0.00	35,000.00	0.00	0.00
101-000.000-574.000	STATE REVENUE: SALES TAX	115,300.00	115,300.00	0.00	0.00	115,300.00	0.00	0.00
101-000.000-579.000	STATE REVENUE: LIQUOR LICENSE	6,000.00	6,000.00	6,867.30	6,784.80	(867.30)	114.46	0.00
101-000.000-656.000	ORDINANCE FINES - POLICE	6,000.00	6,000.00	373.00	218.00	5,627.00	6.22	1,453.65
101-000.000-656.001	ORDINANCE FINES - CIVIC	1,000.00	1,000.00	0.00	0.00	1,000.00	0.00	0.00
101-000.000-664.000	INTEREST INCOME	90,000.00	90,000.00	44,259.11	30,143.59	45,740.89	49.18	16,581.02
101-000.000-667.001	WADE'S BAYOU PARK RENTAL	2,000.00	2,000.00	750.00	450.00	1,250.00	37.50	100.00
101-000.000-674.000	DONATIONS	200.00	200.00	0.00	0.00	200.00	0.00	0.00
101-000.000-675.000	OTHER REVENUE	5,000.00	5,000.00	489.41	251.00	4,510.59	9.79	(2,962.56)
101-000.000-675.002	OTHER REV - ELECTION REIMBUR	3,000.00	3,000.00	0.00	0.00	3,000.00	0.00	0.00
101-000.000-679.001	REIMBURSE FROM STATE	100,000.00	100,000.00	0.00	0.00	100,000.00	0.00	0.00
101-000.000-682.000	INSURANCE REIMBURSEMENTS	5,000.00	5,000.00	0.00	0.00	5,000.00	0.00	0.00
101-000.000-687.000	UNION ST RAMP	8,500.00	8,500.00	2,304.47	1,001.72	6,195.53	27.11	2,837.60
101-000.000-693.000	GAIN ON SALE OF DEPRECIABLE FI	200,000.00	200,000.00	0.00	0.00	200,000.00	0.00	0.00
101-000.000-698.225	FROM DDA FUND-PROJECT REPAY	5,535.00	5,535.00	0.00	0.00	5,535.00	0.00	0.00
101-000.000-698.509	FROM SCHULTZ PARK-HARBOR	2,500.00	2,500.00	0.00	0.00	2,500.00	0.00	0.00
101-000.000-699.509	FROM SCHULTZ PARK-ADMIN OVERHE	2,000.00	2,000.00	0.00	0.00	2,000.00	0.00	0.00
Total Dept 000.000		3,081,616.00	3,081,616.00	671,258.74	396,103.99	2,410,357.26	21.78	570,617.24
TOTAL REVENUES		3,081,616.00	3,081,616.00	671,258.74	396,103.99	2,410,357.26	21.78	570,617.24
Expenditures								
Dept 101.000 - LEGISLATIVE								
101-101.000-703.000	WAGES	8,500.00	8,500.00	0.00	0.00	8,500.00	0.00	0.00
101-101.000-722.000	WORKERS COMPENSATION	42.00	42.00	20.50	10.25	21.50	48.81	20.74
101-101.000-725.000	TRAINING FUNDS	3,000.00	3,000.00	3,178.00	3,143.00	(178.00)	105.93	0.00
101-101.000-725.002	MISCELLANEOUS TRAVEL EXPENSES	2,000.00	2,000.00	252.88	252.88	1,747.12	12.64	0.00
101-101.000-740.000	SUPPLIES	500.00	500.00	0.00	0.00	500.00	0.00	0.00
101-101.000-740.005	SUPPLIES - RECEPTIONS	500.00	500.00	0.00	0.00	500.00	0.00	0.00
101-101.000-861.000	MILEAGE REIMBURSEMENT	300.00	300.00	0.00	0.00	300.00	0.00	0.00
101-101.000-862.000	RECORDING CLERK	200.00	200.00	0.00	0.00	200.00	0.00	0.00
101-101.000-864.000	POSTAGE	50.00	50.00	0.00	0.00	50.00	0.00	0.00
101-101.000-900.000	PRINTING & PUBLISHING	1,000.00	1,000.00	0.00	0.00	1,000.00	0.00	250.00
101-101.000-908.000	DUES/FEES/PUBLICATIONS	1,000.00	1,000.00	0.00	0.00	1,000.00	0.00	0.00
101-101.000-955.000	COUNCIL EXPENSE	1,000.00	1,000.00	10.00	0.00	990.00	1.00	30.00
Total Dept 101.000 - LEGISLATIVE		18,092.00	18,092.00	3,461.38	3,406.13	14,630.62	19.13	300.74

GL NUMBER	DESCRIPTION	2019-20 ORIGINAL BUDGET	2019-20 AMENDED BUDGET	YTD BALANCE 08/31/2019 NORM (ABNORM)	ACTIVITY FOR MONTH 08/31/19 INCR (DECR)	AVAILABLE BALANCE NORM (ABNORM)	% BDGT USED	YTD BALANCE 08/31/2018 NORM (ABNORM)
Fund 101 - GENERAL FUND								
Expenditures								
Dept 170.000 - MANAGER								
101-170.000-702.000	SALARIES	85,000.00	85,000.00	13,338.44	6,734.60	71,661.56	15.69	13,050.78
101-170.000-719.000	INSURANCE BENEFITS	17,450.00	17,450.00	1,331.32	(959.37)	16,118.68	7.63	4,683.75
101-170.000-720.000	PAYROLL TAXES	6,854.00	6,854.00	1,197.35	515.20	5,656.65	17.47	998.40
101-170.000-721.000	MERS BENEFITS	10,200.00	10,200.00	778.07	395.00	9,421.93	7.63	1,915.35
101-170.000-721.001	457 CONTRIBUTION	17,000.00	17,000.00	1,292.31	653.85	15,707.69	7.60	3,192.30
101-170.000-722.000	WORKERS COMPENSATION	200.00	200.00	78.92	39.46	121.08	39.46	82.95
101-170.000-725.000	TRAINING FUNDS	1,500.00	1,500.00	624.00	624.00	876.00	41.60	0.00
101-170.000-725.002	MISCELLANEOUS TRAVEL EXPENSES	1,500.00	1,500.00	0.00	0.00	1,500.00	0.00	0.00
101-170.000-740.000	SUPPLIES	500.00	500.00	560.10	560.10	(60.10)	112.02	0.00
101-170.000-802.006	EMPLOYMENT SCREENING	100.00	100.00	0.00	0.00	100.00	0.00	0.00
101-170.000-851.000	TELEPHONE	1,200.00	1,200.00	200.00	100.00	1,000.00	16.67	200.00
101-170.000-861.000	MILEAGE REIMBURSEMENT	4,800.00	4,800.00	700.00	350.00	4,100.00	14.58	800.00
101-170.000-863.000	MEETINGS	1,000.00	1,000.00	0.00	0.00	1,000.00	0.00	0.00
101-170.000-900.000	PRINTING & PUBLISHING	100.00	100.00	0.00	0.00	100.00	0.00	0.00
101-170.000-908.000	DUES/FEES/PUBLICATIONS	500.00	500.00	0.00	0.00	500.00	0.00	0.00
Total Dept 170.000 - MANAGER		147,904.00	147,904.00	20,100.51	9,012.84	127,803.49	13.59	24,923.53
Dept 180.000 - ASSESSING								
101-180.000-725.000	TRAINING FUNDS	400.00	400.00	250.00	0.00	150.00	62.50	0.00
101-180.000-725.002	MISCELLANEOUS TRAVEL EXPENSES	600.00	600.00	596.07	0.00	3.93	99.35	0.00
101-180.000-740.000	SUPPLIES	500.00	500.00	81.37	81.37	418.63	16.27	15.38
101-180.000-802.000	CONTRACTUAL	1,000.00	1,000.00	235.00	0.00	765.00	23.50	235.00
101-180.000-802.005	WEB SITE- BS&A	1,000.00	1,000.00	0.00	0.00	1,000.00	0.00	0.00
101-180.000-803.000	CONTRACTUAL CONSULTANT	50,400.00	50,400.00	8,400.00	4,200.00	42,000.00	16.67	8,236.00
101-180.000-807.000	BOARD OF REVIEW	1,325.00	1,325.00	150.00	150.00	1,175.00	11.32	150.00
101-180.000-861.000	MILEAGE REIMBURSEMENT	1,000.00	1,000.00	0.00	0.00	1,000.00	0.00	0.00
101-180.000-863.000	MEETINGS	100.00	100.00	0.00	0.00	100.00	0.00	0.00
101-180.000-864.000	POSTAGE	1,000.00	1,000.00	0.00	0.00	1,000.00	0.00	0.00
101-180.000-900.000	PRINTING & PUBLISHING	1,400.00	1,400.00	0.00	0.00	1,400.00	0.00	0.00
101-180.000-908.000	DUES/FEES/PUBLICATIONS	400.00	400.00	75.00	0.00	325.00	18.75	0.00
Total Dept 180.000 - ASSESSING		59,125.00	59,125.00	9,787.44	4,431.37	49,337.56	16.55	8,636.38
Dept 191.000 - ELECTION								
101-191.000-703.000	WAGES	3,000.00	3,000.00	0.00	0.00	3,000.00	0.00	1,048.00
101-191.000-726.000	EXPENSES	2,000.00	2,000.00	38.97	38.97	1,961.03	1.95	104.23
101-191.000-740.000	SUPPLIES	1,000.00	1,000.00	0.00	0.00	1,000.00	0.00	99.71
101-191.000-802.000	CONTRACTUAL	100.00	100.00	0.00	0.00	100.00	0.00	0.00
101-191.000-864.000	POSTAGE	100.00	100.00	0.00	0.00	100.00	0.00	0.00
101-191.000-900.000	PRINTING & PUBLISHING	500.00	500.00	0.00	0.00	500.00	0.00	0.00
Total Dept 191.000 - ELECTION		6,700.00	6,700.00	38.97	38.97	6,661.03	0.58	1,251.94
Dept 210.000 - ATTORNEY								
101-210.000-801.000	CONTRACTUAL ATTORNEY	40,000.00	40,000.00	1,187.50	1,187.50	38,812.50	2.97	1,823.00
Total Dept 210.000 - ATTORNEY		40,000.00	40,000.00	1,187.50	1,187.50	38,812.50	2.97	1,823.00
Dept 214.000 - AUDITOR								
101-214.000-802.000	CONTRACTUAL	9,100.00	9,100.00	0.00	0.00	9,100.00	0.00	0.00

GL NUMBER	DESCRIPTION	2019-20 ORIGINAL BUDGET	2019-20 AMENDED BUDGET	YTD BALANCE 08/31/2019 NORM (ABNORM)	ACTIVITY FOR MONTH 08/31/19 INCR (DECR)	AVAILABLE BALANCE NORM (ABNORM)	% BDGT USED	YTD BALANCE 08/31/2018 NORM (ABNORM)
Fund 101 - GENERAL FUND								
Expenditures								
Total Dept 214.000 - AUDITOR		9,100.00	9,100.00	0.00	0.00	9,100.00	0.00	0.00
Dept 260.000 - CLERK/TREASURER								
101-260.000-702.000	SALARIES	167,600.00	167,600.00	24,582.43	11,658.51	143,017.57	14.67	26,025.56
101-260.000-719.000	INSURANCE BENEFITS	72,610.00	72,610.00	14,955.40	5,727.70	57,654.60	20.60	16,229.77
101-260.000-720.000	PAYROLL TAXES	13,875.00	13,875.00	1,865.26	884.23	12,009.74	13.44	1,975.66
101-260.000-721.000	MERS BENEFITS	21,109.00	21,109.00	2,422.32	2,422.32	18,686.68	11.48	2,032.65
101-260.000-722.000	WORKERS COMPENSATION	315.00	315.00	155.62	77.81	159.38	49.40	165.90
101-260.000-725.000	TRAINING FUNDS	2,500.00	2,500.00	0.00	0.00	2,500.00	0.00	0.00
101-260.000-725.002	MISCELLANEOUS TRAVEL EXPENSES	1,500.00	1,500.00	0.00	0.00	1,500.00	0.00	97.39
101-260.000-740.000	SUPPLIES	3,000.00	3,000.00	261.10	62.02	2,738.90	8.70	292.46
101-260.000-802.000	CONTRACTUAL	13,000.00	13,000.00	1,014.79	565.52	11,985.21	7.81	1,894.89
101-260.000-802.005	WEB SITE- BS&A	1,650.00	1,650.00	0.00	0.00	1,650.00	0.00	0.00
101-260.000-806.006	WEBSITE-CITY	1,600.00	1,600.00	200.00	200.00	1,400.00	12.50	0.00
101-260.000-851.000	TELEPHONE	1,200.00	1,200.00	0.00	0.00	1,200.00	0.00	91.54
101-260.000-861.000	MILEAGE REIMBURSEMENT	750.00	750.00	0.00	0.00	750.00	0.00	0.00
101-260.000-864.000	POSTAGE	4,000.00	4,000.00	806.50	806.50	3,193.50	20.16	522.22
101-260.000-900.000	PRINTING & PUBLISHING	5,000.00	5,000.00	322.50	322.50	4,677.50	6.45	0.00
101-260.000-908.000	DUES/FEES/PUBLICATIONS	1,500.00	1,500.00	0.00	0.00	1,500.00	0.00	0.00
101-260.000-977.000	EQUIPMENT	1,000.00	1,000.00	0.00	0.00	1,000.00	0.00	0.00
101-260.000-977.005	COMPUTER HARDWARE/SOFTWARE	7,500.00	7,500.00	4,391.00	4,391.00	3,109.00	58.55	0.00
Total Dept 260.000 - CLERK/TREASURER		319,709.00	319,709.00	50,976.92	27,118.11	268,732.08	15.94	49,328.04
Dept 265.000 - BUILDING & GROUNDS								
101-265.000-703.000	WAGES	29,315.00	29,315.00	4,235.07	2,829.79	25,079.93	14.45	3,578.92
101-265.000-719.000	INSURANCE BENEFITS	10,395.00	10,395.00	1,059.22	625.07	9,335.78	10.19	649.84
101-265.000-720.000	PAYROLL TAXES	2,455.00	2,455.00	345.11	225.32	2,109.89	14.06	269.96
101-265.000-721.000	MERS BENEFITS	2,691.00	2,691.00	190.46	190.46	2,500.54	7.08	89.74
101-265.000-722.000	WORKERS COMPENSATION	400.00	400.00	194.00	97.00	206.00	48.50	207.36
101-265.000-740.000	SUPPLIES	4,000.00	4,000.00	162.53	138.68	3,837.47	4.06	1,345.53
101-265.000-802.000	CONTRACTUAL	30,600.00	30,600.00	18,100.29	18,100.29	12,499.71	59.15	378.25
101-265.000-851.000	TELEPHONE	3,000.00	3,000.00	474.68	238.00	2,525.32	15.82	236.46
101-265.000-922.000	UTILITIES	12,000.00	12,000.00	95.86	95.86	11,904.14	0.80	713.47
101-265.000-930.000	REPAIRS & MAINTENANCE: GENERAI	2,000.00	2,000.00	27.32	27.32	1,972.68	1.37	0.00
101-265.000-941.001	EQUIPMENT RENT-EQUIPMENT FUND	35,000.00	35,000.00	4,516.71	2,054.72	30,483.29	12.90	4,345.42
101-265.000-942.000	LEASE- COPIER	2,000.00	2,000.00	0.00	0.00	2,000.00	0.00	659.57
101-265.000-960.000	MISCELLANEOUS	200.00	200.00	0.00	0.00	200.00	0.00	0.00
101-265.000-979.000	CAPITAL OUTLAY	200,000.00	200,000.00	0.00	0.00	200,000.00	0.00	0.00
Total Dept 265.000 - BUILDING & GROUNDS		334,056.00	334,056.00	29,401.25	24,622.51	304,654.75	8.80	12,474.52
Dept 301.000 - POLICE								
101-301.000-702.000	SALARIES	70,750.00	70,750.00	10,831.08	5,442.22	59,918.92	15.31	10,671.00
101-301.000-703.000	WAGES	171,544.00	171,544.00	29,577.95	15,292.23	141,966.05	17.24	26,842.14
101-301.000-704.000	WAGES - PARTTIME	35,360.00	35,360.00	3,002.40	1,859.04	32,357.60	8.49	6,538.36
101-301.000-705.000	WAGES - OVERTIME	18,227.00	18,227.00	3,171.16	2,878.49	15,055.84	17.40	838.74
101-301.000-709.000	WAGES - OFFICE	43,728.00	43,728.00	5,732.80	2,559.60	37,995.20	13.11	5,925.25
101-301.000-713.000	HOLIDAY/SICK PAY REIMB	27,072.00	27,072.00	2,113.14	0.00	24,958.86	7.81	2,160.43
101-301.000-719.000	INSURANCE BENEFITS	95,664.00	95,664.00	19,317.25	8,288.29	76,346.75	20.19	25,731.44
101-301.000-720.000	PAYROLL TAXES	28,071.00	28,071.00	4,307.75	2,209.23	23,763.25	15.35	4,072.26
101-301.000-721.000	MERS BENEFITS	26,412.00	26,412.00	2,929.30	3,333.77	23,482.70	11.09	2,907.32

GL NUMBER	DESCRIPTION	2019-20 ORIGINAL BUDGET	2019-20 AMENDED BUDGET	YTD BALANCE 08/31/2019 NORM (ABNORM)	ACTIVITY FOR MONTH 08/31/19 INCR (DECR)	AVAILABLE BALANCE NORM (ABNORM)	% BDGT USED	YTD BALANCE 08/31/2018 NORM (ABNORM)
Fund 101 - GENERAL FUND								
Expenditures								
101-301.000-722.000	WORKERS COMPENSATION	3,950.00	3,950.00	1,976.60	988.30	1,973.40	50.04	2,073.66
101-301.000-725.000	TRAINING FUNDS	1,000.00	1,000.00	0.00	0.00	1,000.00	0.00	0.00
101-301.000-725.001	TRAINING FUNDS - ACT 302	1,000.00	1,000.00	0.00	0.00	1,000.00	0.00	0.00
101-301.000-725.002	MISCELLANEOUS TRAVEL EXPENSES	250.00	250.00	0.00	0.00	250.00	0.00	0.00
101-301.000-740.000	SUPPLIES	2,500.00	2,500.00	34.58	(27.54)	2,465.42	1.38	342.24
101-301.000-750.000	UNIFORMS	1,000.00	1,000.00	433.98	433.98	566.02	43.40	135.26
101-301.000-801.000	CONTRACTUAL ATTORNEY	5,000.00	5,000.00	0.00	0.00	5,000.00	0.00	510.00
101-301.000-801.003	CONTRACTUAL ATTORNEY PROSECUTE	1,000.00	1,000.00	0.00	0.00	1,000.00	0.00	0.00
101-301.000-802.000	CONTRACTUAL	5,000.00	5,000.00	309.08	309.08	4,690.92	6.18	254.60
101-301.000-810.001	ATTORNEY-GENERAL MATTERS	750.00	750.00	0.00	0.00	750.00	0.00	0.00
101-301.000-851.000	TELEPHONE	3,500.00	3,500.00	445.76	223.55	3,054.24	12.74	271.04
101-301.000-860.000	GAS & OIL	10,000.00	10,000.00	1,210.10	1,210.10	8,789.90	12.10	1,090.93
101-301.000-861.000	MILEAGE REIMBURSEMENT	100.00	100.00	0.00	0.00	100.00	0.00	0.00
101-301.000-864.000	POSTAGE	500.00	500.00	0.55	0.55	499.45	0.11	0.00
101-301.000-900.000	PRINTING & PUBLISHING	250.00	250.00	0.00	0.00	250.00	0.00	0.00
101-301.000-908.000	DUES/FEES/PUBLICATIONS	500.00	500.00	0.00	0.00	500.00	0.00	0.00
101-301.000-913.000	INSURANCE (LIABILITY/AUTO)	19,000.00	19,000.00	11,697.00	0.00	7,303.00	61.56	18,982.00
101-301.000-922.000	UTILITIES	7,500.00	7,500.00	43.97	43.97	7,456.03	0.59	659.48
101-301.000-930.000	REPAIRS & MAINTENANCE: GENERAI	500.00	500.00	497.00	497.00	3.00	99.40	0.00
101-301.000-930.004	VEHICLE MAINTENANCE & REPAIRS	7,000.00	7,000.00	82.15	82.15	6,917.85	1.17	144.65
101-301.000-941.001	EQUIPMENT RENT-EQUIPMENT FUND	16,667.00	16,667.00	0.00	0.00	16,667.00	0.00	0.00
101-301.000-942.000	LEASE- COPIER	2,450.00	2,450.00	406.20	203.10	2,043.80	16.58	481.63
101-301.000-960.000	MISCELLANEOUS	100.00	100.00	0.00	0.00	100.00	0.00	0.00
101-301.000-977.000	EQUIPMENT	1,000.00	1,000.00	0.00	0.00	1,000.00	0.00	0.00
101-301.000-977.005	COMPUTER HARDWARE/SOFTWARE	4,000.00	4,000.00	5,412.00	5,412.00	(1,412.00)	135.30	0.00
Total Dept 301.000 - POLICE		611,345.00	611,345.00	103,531.80	51,239.11	507,813.20	16.94	110,632.43
Dept 401.000 - PLANNING & ZONING								
101-401.000-702.000	SALARIES	63,387.00	63,387.00	9,751.88	4,923.74	53,635.12	15.38	9,560.68
101-401.000-703.000	WAGES	4,000.00	4,000.00	0.00	0.00	4,000.00	0.00	0.00
101-401.000-719.000	INSURANCE BENEFITS	18,000.00	18,000.00	3,184.14	1,707.77	14,815.86	17.69	3,006.65
101-401.000-720.000	PAYROLL TAXES	5,200.00	5,200.00	714.83	361.07	4,485.17	13.75	708.00
101-401.000-721.000	MERS BENEFITS	8,906.00	8,906.00	1,014.17	1,014.17	7,891.83	11.39	851.55
101-401.000-722.000	WORKERS COMPENSATION	150.00	150.00	58.86	29.43	91.14	39.24	62.21
101-401.000-725.000	TRAINING FUNDS	1,000.00	1,000.00	0.00	0.00	1,000.00	0.00	455.00
101-401.000-725.002	MISCELLANEOUS TRAVEL EXPENSES	600.00	600.00	0.00	0.00	600.00	0.00	0.00
101-401.000-740.000	SUPPLIES	750.00	750.00	53.99	3.99	696.01	7.20	(180.91)
101-401.000-801.000	CONTRACTUAL ATTORNEY	12,000.00	12,000.00	1,437.50	1,437.50	10,562.50	11.98	956.06
101-401.000-802.000	CONTRACTUAL	4,000.00	4,000.00	175.00	175.00	3,825.00	4.38	775.00
101-401.000-802.005	WEB SITE- BS&A	750.00	750.00	0.00	0.00	750.00	0.00	0.00
101-401.000-803.000	CONTRACTUAL CONSULTANT	5,000.00	5,000.00	0.00	0.00	5,000.00	0.00	0.00
101-401.000-804.000	CONTRACTUAL BUILDING INSPECTIC	65,000.00	65,000.00	3,731.70	3,731.70	61,268.30	5.74	2,950.20
101-401.000-806.000	CONTRACTUAL ENGINEERING	100,000.00	100,000.00	300.00	300.00	99,700.00	0.30	13,806.26
101-401.000-861.000	MILEAGE REIMBURSEMENT	500.00	500.00	0.00	0.00	500.00	0.00	0.00
101-401.000-862.000	RECORDING CLERK	1,000.00	1,000.00	100.00	100.00	900.00	10.00	100.00
101-401.000-864.000	POSTAGE	50.00	50.00	16.20	16.20	33.80	32.40	0.00
101-401.000-900.000	PRINTING & PUBLISHING	750.00	750.00	0.00	0.00	750.00	0.00	0.00
101-401.000-908.000	DUES/FEES/PUBLICATIONS	100.00	100.00	25.00	25.00	75.00	25.00	0.00
101-401.000-977.000	EQUIPMENT	1,000.00	1,000.00	0.00	0.00	1,000.00	0.00	0.00
101-401.000-977.005	COMPUTER HARDWARE/SOFTWARE	5,000.00	5,000.00	2,916.88	2,916.88	2,083.12	58.34	0.00
Total Dept 401.000 - PLANNING & ZONING		297,143.00	297,143.00	23,480.15	16,742.45	273,662.85	7.90	33,050.70

GL NUMBER	DESCRIPTION	2019-20 ORIGINAL BUDGET	2019-20 AMENDED BUDGET	YTD BALANCE 08/31/2019 NORM (ABNORM)	ACTIVITY FOR MONTH 08/31/19 INCR (DECR)	AVAILABLE BALANCE NORM (ABNORM)	% BDGT USED	YTD BALANCE 08/31/2018 NORM (ABNORM)
Fund 101 - GENERAL FUND								
Expenditures								
Dept 463.000 - GENERAL STREETS & ROW								
101-463.000-703.000	WAGES	102,596.00	102,596.00	15,960.01	7,975.42	86,635.99	15.56	18,994.64
101-463.000-706.000	WAGES - SEASONAL	100.00	100.00	0.00	0.00	100.00	0.00	0.00
101-463.000-719.000	INSURANCE BENEFITS	36,368.00	36,368.00	4,801.00	2,867.17	31,567.00	13.20	16,532.92
101-463.000-720.000	PAYROLL TAXES	8,586.00	8,586.00	1,323.33	674.59	7,262.67	15.41	1,460.25
101-463.000-721.000	MERS BENEFITS	9,419.00	9,419.00	1,082.17	1,082.17	8,336.83	11.49	1,084.83
101-463.000-722.000	WORKERS COMPENSATION	3,000.00	3,000.00	1,505.28	752.64	1,494.72	50.18	1,036.84
101-463.000-740.000	SUPPLIES	7,000.00	7,000.00	3,933.41	3,749.19	3,066.59	56.19	250.35
101-463.000-740.002	EXTERIOR SUPPLIES	1,000.00	1,000.00	0.00	0.00	1,000.00	0.00	0.00
101-463.000-740.003	BANNERS	11,000.00	11,000.00	0.00	0.00	11,000.00	0.00	0.00
101-463.000-740.004	BENCHES	1,000.00	1,000.00	0.00	0.00	1,000.00	0.00	0.00
101-463.000-741.000	PLANTING MATERIALS	2,500.00	2,500.00	0.00	0.00	2,500.00	0.00	0.00
101-463.000-750.000	UNIFORMS	2,750.00	2,750.00	500.00	500.00	2,250.00	18.18	1,172.82
101-463.000-802.000	CONTRACTUAL	10,515.00	10,515.00	650.10	465.05	9,864.90	6.18	803.00
101-463.000-802.002	CONTRACTUAL-SIDEWALK PLOWING	100.00	100.00	0.00	0.00	100.00	0.00	0.00
101-463.000-802.003	CONTRACTUAL- REFUSE	3,000.00	3,000.00	0.00	0.00	3,000.00	0.00	557.24
101-463.000-802.007	LANDSCAPING SERVICES	100.00	100.00	0.00	0.00	100.00	0.00	0.00
101-463.000-802.010	CONTRACTUAL FORESTRY	5,000.00	5,000.00	0.00	0.00	5,000.00	0.00	600.00
101-463.000-806.000	CONTRACTUAL ENGINEERING	10,000.00	10,000.00	0.00	0.00	10,000.00	0.00	3,257.50
101-463.000-851.000	TELEPHONE	4,500.00	4,500.00	359.92	179.96	4,140.08	8.00	490.58
101-463.000-861.000	MILEAGE REIMBURSEMENT	150.00	150.00	0.00	0.00	150.00	0.00	0.00
101-463.000-900.000	PRINTING & PUBLISHING	400.00	400.00	0.00	0.00	400.00	0.00	120.70
101-463.000-908.000	DUES/FEES/PUBLICATIONS	500.00	500.00	0.00	0.00	500.00	0.00	0.00
101-463.000-922.000	UTILITIES	7,500.00	7,500.00	0.00	0.00	7,500.00	0.00	472.16
101-463.000-925.000	STREET LIGHTS	25,000.00	25,000.00	4,295.44	2,166.13	20,704.56	17.18	4,140.76
101-463.000-930.000	REPAIRS & MAINTENANCE: GENERAI	100.00	100.00	0.00	0.00	100.00	0.00	0.00
101-463.000-941.001	EQUIPMENT RENT-EQUIPMENT FUND	75,000.00	75,000.00	24,324.29	10,474.12	50,675.71	32.43	16,072.44
101-463.000-979.000	CAPITAL OUTLAY	10,000.00	10,000.00	0.00	0.00	10,000.00	0.00	0.00
101-463.000-979.011	CAPITAL OUTLAY-DRAINS	45,000.00	45,000.00	0.00	0.00	45,000.00	0.00	0.00
Total Dept 463.000 - GENERAL STREETS & ROW		382,184.00	382,184.00	58,734.95	30,886.44	323,449.05	15.37	67,047.03
Dept 751.000 - PARKS & RECREATION								
101-751.000-703.000	WAGES	29,313.00	29,313.00	7,548.27	2,980.83	21,764.73	25.75	6,670.63
101-751.000-706.000	WAGES - SEASONAL	100.00	100.00	0.00	0.00	100.00	0.00	0.00
101-751.000-713.000	HOLIDAY/SICK PAY REIMB	100.00	100.00	0.00	0.00	100.00	0.00	0.00
101-751.000-719.000	INSURANCE BENEFITS	10,391.00	10,391.00	4,801.42	2,825.73	5,589.58	46.21	3,777.97
101-751.000-720.000	PAYROLL TAXES	2,453.00	2,453.00	637.14	245.59	1,815.86	25.97	558.54
101-751.000-721.000	MERS BENEFITS	2,691.00	2,691.00	619.04	619.04	2,071.96	23.00	496.35
101-751.000-722.000	WORKERS COMPENSATION	420.00	420.00	210.00	105.00	210.00	50.00	248.84
101-751.000-740.000	SUPPLIES	10,000.00	10,000.00	1,680.15	1,368.15	8,319.85	16.80	1,737.97
101-751.000-741.000	PLANTING MATERIALS	600.00	600.00	0.00	0.00	600.00	0.00	0.00
101-751.000-802.000	CONTRACTUAL	10,000.00	10,000.00	4,208.00	4,208.00	5,792.00	42.08	1,284.23
101-751.000-802.007	LANDSCAPING SERVICES	2,500.00	2,500.00	164.00	164.00	2,336.00	6.56	0.00
101-751.000-809.000	SAUGATUCK TWP CEMETERY MAINT	7,500.00	7,500.00	0.00	0.00	7,500.00	0.00	0.00
101-751.000-900.000	PRINTING & PUBLISHING	500.00	500.00	0.00	0.00	500.00	0.00	0.00
101-751.000-922.000	UTILITIES	19,400.00	19,400.00	47.99	47.99	19,352.01	0.25	1,545.33
101-751.000-929.000	UNION REPAIRS & MAINTENANCE	750.00	750.00	0.00	0.00	750.00	0.00	0.00
101-751.000-930.000	REPAIRS & MAINTENANCE: GENERAI	8,540.00	8,540.00	0.00	0.00	8,540.00	0.00	569.27
101-751.000-941.001	EQUIPMENT RENT-EQUIPMENT FUND	26,000.00	26,000.00	11,221.13	3,397.68	14,778.87	43.16	9,818.95
101-751.000-977.000	EQUIPMENT	500.00	500.00	0.00	0.00	500.00	0.00	0.00
101-751.000-979.000	CAPITAL OUTLAY	5,000.00	5,000.00	0.00	0.00	5,000.00	0.00	4,623.31
Total Dept 751.000 - PARKS & RECREATION		136,758.00	136,758.00	31,137.14	15,962.01	105,620.86	22.77	31,331.39

GL NUMBER	DESCRIPTION	2019-20 ORIGINAL BUDGET	2019-20 AMENDED BUDGET	YTD BALANCE 08/31/2019 NORM (ABNORM)	ACTIVITY FOR MONTH 08/31/19 INCR (DECR)	AVAILABLE BALANCE NORM (ABNORM)	% BDGT USED	YTD BALANCE 08/31/2018 NORM (ABNORM)
Fund 101 - GENERAL FUND								
Expenditures								
Dept 850.000 - INSURANCE & BONDS								
101-850.000-958.000	MISCELLANEOUS	19,000.00	19,000.00	26,893.00	0.00	(7,893.00)	141.54	18,982.00
Total Dept 850.000 - INSURANCE & BONDS		19,000.00	19,000.00	26,893.00	0.00	(7,893.00)	141.54	18,982.00
Dept 880.000 - COMMUNITY PROMOTIONS								
101-880.000-960.000	MISCELLANEOUS	5,000.00	5,000.00	0.00	0.00	5,000.00	0.00	2,500.00
Total Dept 880.000 - COMMUNITY PROMOTIONS		5,000.00	5,000.00	0.00	0.00	5,000.00	0.00	2,500.00
Dept 915.000 - DEBT SERVICE								
101-915.000-991.000	PRINCIPAL	0.00	0.00	0.00	0.00	0.00	0.00	2,676.92
101-915.000-995.000	INTEREST	0.00	0.00	0.00	0.00	0.00	0.00	367.08
Total Dept 915.000 - DEBT SERVICE		0.00	0.00	0.00	0.00	0.00	0.00	3,044.00
Dept 966.000 - TRANSFERS OUT								
101-966.000-999.202	TRANSFER TO MAJOR STREET	132,500.00	132,500.00	0.00	0.00	132,500.00	0.00	0.00
101-966.000-999.203	TRANSFER TO LOCAL STREET	137,500.00	137,500.00	0.00	0.00	137,500.00	0.00	0.00
101-966.000-999.243	TRANSFER TO BROWNFIELD AUTHORI	175,000.00	175,000.00	930.00	930.00	174,070.00	0.53	0.00
101-966.000-999.244	HARBOR AUTHORITY	500.00	500.00	0.00	0.00	500.00	0.00	0.00
101-966.000-999.594	TRANSFER OUT-DOUGLAS MARINA	250,000.00	250,000.00	94,790.50	94,790.50	155,209.50	37.92	0.00
Total Dept 966.000 - TRANSFERS OUT		695,500.00	695,500.00	95,720.50	95,720.50	599,779.50	13.76	0.00
TOTAL EXPENDITURES		3,081,616.00	3,081,616.00	454,451.51	280,367.94	2,627,164.49	14.75	365,325.70
Fund 101 - GENERAL FUND:								
TOTAL REVENUES		3,081,616.00	3,081,616.00	671,258.74	396,103.99	2,410,357.26	21.78	570,617.24
TOTAL EXPENDITURES		3,081,616.00	3,081,616.00	454,451.51	280,367.94	2,627,164.49	14.75	365,325.70
NET OF REVENUES & EXPENDITURES		0.00	0.00	216,807.23	115,736.05	(216,807.23)	100.00	205,291.54

GL NUMBER	DESCRIPTION	2019-20 ORIGINAL BUDGET	2019-20 AMENDED BUDGET	YTD BALANCE 08/31/2019 NORM (ABNORM)	ACTIVITY FOR MONTH 08/31/19 INCR (DECR)	AVAILABLE BALANCE NORM (ABNORM)	% BDGT USED	YTD BALANCE 08/31/2018 NORM (ABNORM)
Fund 202 - MAJOR STREET FUND								
Revenues								
Dept 000.000								
202-000.000-528.000	FEDERAL GRANTS	0.00	0.00	0.00	0.00	0.00	0.00	32,101.65
202-000.000-546.000	STATE GRANT: ACT 51	152,953.00	152,953.00	0.00	0.00	152,953.00	0.00	0.00
202-000.000-546.001	SNOW REMOVAL	25,000.00	25,000.00	0.00	0.00	25,000.00	0.00	0.00
202-000.000-664.000	INTEREST INCOME	1,800.00	1,800.00	0.00	0.00	1,800.00	0.00	0.00
202-000.000-699.101	TRANSFER IN - GENERAL FUND	132,500.00	132,500.00	0.00	0.00	132,500.00	0.00	0.00
202-000.000-699.204	TRANSFER IN- ROAD MIL.	82,500.00	82,500.00	0.00	0.00	82,500.00	0.00	0.00
Total Dept 000.000		394,753.00	394,753.00	0.00	0.00	394,753.00	0.00	32,101.65
TOTAL REVENUES		394,753.00	394,753.00	0.00	0.00	394,753.00	0.00	32,101.65
Expenditures								
Dept 463.000 - GENERAL STREETS & ROW								
202-463.000-703.000	WAGES	55,695.00	55,695.00	11,299.66	6,056.55	44,395.34	20.29	8,209.70
202-463.000-706.000	WAGES - SEASONAL	300.00	300.00	0.00	0.00	300.00	0.00	0.00
202-463.000-719.000	INSURANCE BENEFITS	19,742.00	19,742.00	2,198.00	1,326.28	17,544.00	11.13	2,339.62
202-463.000-720.000	PAYROLL TAXES	4,661.00	4,661.00	913.63	488.98	3,747.37	19.60	618.61
202-463.000-721.000	MERS BENEFITS	5,113.00	5,113.00	710.61	710.61	4,402.39	13.90	216.91
202-463.000-722.000	WORKERS COMPENSATION	1,650.00	1,650.00	820.74	410.37	829.26	49.74	1,078.31
202-463.000-727.000	TRAFFIC SIGNS & SERVICES	1,500.00	1,500.00	0.00	0.00	1,500.00	0.00	0.00
202-463.000-740.000	SUPPLIES	4,000.00	4,000.00	0.00	0.00	4,000.00	0.00	388.81
202-463.000-802.000	CONTRACTUAL	2,500.00	2,500.00	0.00	0.00	2,500.00	0.00	0.00
202-463.000-806.000	CONTRACTUAL ENGINEERING	10,000.00	10,000.00	0.00	0.00	10,000.00	0.00	0.00
202-463.000-930.000	REPAIRS & MAINTENANCE: GENERAI	125,000.00	125,000.00	0.00	0.00	125,000.00	0.00	32,101.65
202-463.000-941.001	EQUIPMENT RENT-EQUIPMENT FUND	27,000.00	27,000.00	8,254.03	4,035.70	18,745.97	30.57	3,792.54
Total Dept 463.000 - GENERAL STREETS & ROW		257,161.00	257,161.00	24,196.67	13,028.49	232,964.33	9.41	48,746.15
Dept 464.000 - GENERAL STREETS WINTER & ROW								
202-464.000-703.000	WAGES	14,657.00	14,657.00	0.00	0.00	14,657.00	0.00	0.00
202-464.000-719.000	INSURANCE BENEFITS	5,195.00	5,195.00	0.00	0.00	5,195.00	0.00	0.00
202-464.000-720.000	PAYROLL TAXES	1,227.00	1,227.00	0.00	0.00	1,227.00	0.00	0.00
202-464.000-721.000	MERS BENEFITS	1,346.00	1,346.00	0.00	0.00	1,346.00	0.00	0.00
202-464.000-722.000	WORKERS COMPENSATION	450.00	450.00	214.84	107.42	235.16	47.74	360.82
202-464.000-740.001	SNOW AND ICE REMOVAL SUPPLIES	5,000.00	5,000.00	0.00	0.00	5,000.00	0.00	815.00
202-464.000-802.002	CONTRACTUAL-SIDEWALK PLOWING	100.00	100.00	0.00	0.00	100.00	0.00	0.00
202-464.000-941.001	EQUIPMENT RENT-EQUIPMENT FUND	40,000.00	40,000.00	1,619.34	1,039.50	38,380.66	4.05	697.18
Total Dept 464.000 - GENERAL STREETS WINTER & ROW		67,975.00	67,975.00	1,834.18	1,146.92	66,140.82	2.70	1,873.00
TOTAL EXPENDITURES		325,136.00	325,136.00	26,030.85	14,175.41	299,105.15	8.01	50,619.15
Fund 202 - MAJOR STREET FUND:								
TOTAL REVENUES		394,753.00	394,753.00	0.00	0.00	394,753.00	0.00	32,101.65
TOTAL EXPENDITURES		325,136.00	325,136.00	26,030.85	14,175.41	299,105.15	8.01	50,619.15
NET OF REVENUES & EXPENDITURES		69,617.00	69,617.00	(26,030.85)	(14,175.41)	95,647.85	37.39	(18,517.50)

GL NUMBER	DESCRIPTION	2019-20 ORIGINAL BUDGET	2019-20 AMENDED BUDGET	YTD BALANCE 08/31/2019 NORM (ABNORM)	ACTIVITY FOR MONTH 08/31/19 INCR (DECR)	AVAILABLE BALANCE NORM (ABNORM)	% BDGT USED	YTD BALANCE 08/31/2018 NORM (ABNORM)
Fund 203 - LOCAL STREETS FUND								
Revenues								
Dept 000.000								
203-000.000-546.000	STATE GRANT: ACT 51	65,799.00	65,799.00	0.00	0.00	65,799.00	0.00	0.00
203-000.000-546.001	SNOW REMOVAL	6,111.00	6,111.00	0.00	0.00	6,111.00	0.00	0.00
203-000.000-664.000	INTEREST INCOME	2,000.00	2,000.00	0.00	0.00	2,000.00	0.00	0.00
203-000.000-699.203	TRANSFER IN-GENERAL FUND	137,500.00	137,500.00	0.00	0.00	137,500.00	0.00	0.00
203-000.000-699.204	TRANSFER IN- ROAD MIL.	82,500.00	82,500.00	0.00	0.00	82,500.00	0.00	0.00
Total Dept 000.000		293,910.00	293,910.00	0.00	0.00	293,910.00	0.00	0.00
TOTAL REVENUES		293,910.00	293,910.00	0.00	0.00	293,910.00	0.00	0.00
Expenditures								
Dept 463.000 - GENERAL STREETS & ROW								
203-463.000-703.000	WAGES	49,832.00	49,832.00	7,759.98	4,198.62	42,072.02	15.57	5,181.38
203-463.000-706.000	WAGES - SEASONAL	500.00	500.00	0.00	0.00	500.00	0.00	0.00
203-463.000-719.000	INSURANCE BENEFITS	17,664.00	17,664.00	1,871.51	1,110.68	15,792.49	10.60	1,427.09
203-463.000-720.000	PAYROLL TAXES	4,170.00	4,170.00	629.72	338.01	3,540.28	15.10	396.37
203-463.000-721.000	MERS BENEFITS	4,575.00	4,575.00	482.68	482.68	4,092.32	10.55	235.12
203-463.000-722.000	WORKERS COMPENSATION	1,500.00	1,500.00	737.74	368.87	762.26	49.18	870.95
203-463.000-727.000	TRAFFIC SIGNS & SERVICES	400.00	400.00	0.00	0.00	400.00	0.00	0.00
203-463.000-740.000	SUPPLIES	1,000.00	1,000.00	0.00	0.00	1,000.00	0.00	0.00
203-463.000-802.000	CONTRACTUAL	500.00	500.00	0.00	0.00	500.00	0.00	0.00
203-463.000-806.000	CONTRACTUAL ENGINEERING	5,000.00	5,000.00	0.00	0.00	5,000.00	0.00	0.00
203-463.000-930.000	REPAIRS & MAINTENANCE: GENERAI	125,000.00	125,000.00	647.00	647.00	124,353.00	0.52	0.00
203-463.000-941.001	EQUIPMENT RENT-EQUIPMENT FUND	22,000.00	22,000.00	5,149.42	2,106.17	16,850.58	23.41	4,362.98
Total Dept 463.000 - GENERAL STREETS & ROW		232,141.00	232,141.00	17,278.05	9,252.03	214,862.95	7.44	12,473.89
Dept 464.000 - GENERAL STREETS WINTER & ROW								
203-464.000-703.000	WAGES	8,794.00	8,794.00	0.00	0.00	8,794.00	0.00	0.00
203-464.000-719.000	INSURANCE BENEFITS	3,117.00	3,117.00	0.00	0.00	3,117.00	0.00	0.00
203-464.000-720.000	PAYROLL TAXES	736.00	736.00	0.00	0.00	736.00	0.00	0.00
203-464.000-721.000	MERS BENEFITS	807.00	807.00	0.00	0.00	807.00	0.00	0.00
203-464.000-722.000	WORKERS COMPENSATION	258.00	258.00	128.90	64.45	129.10	49.96	321.42
203-464.000-740.000	SUPPLIES	300.00	300.00	0.00	0.00	300.00	0.00	0.00
203-464.000-740.001	SNOW AND ICE REMOVAL SUPPLIES	100.00	100.00	0.00	0.00	100.00	0.00	811.75
203-464.000-941.001	EQUIPMENT RENT-EQUIPMENT FUND	29,000.00	29,000.00	1,346.10	766.26	27,653.90	4.64	150.70
Total Dept 464.000 - GENERAL STREETS WINTER & ROW		43,112.00	43,112.00	1,475.00	830.71	41,637.00	3.42	1,283.87
TOTAL EXPENDITURES		275,253.00	275,253.00	18,753.05	10,082.74	256,499.95	6.81	13,757.76
Fund 203 - LOCAL STREETS FUND:								
TOTAL REVENUES		293,910.00	293,910.00	0.00	0.00	293,910.00	0.00	0.00
TOTAL EXPENDITURES		275,253.00	275,253.00	18,753.05	10,082.74	256,499.95	6.81	13,757.76
NET OF REVENUES & EXPENDITURES		18,657.00	18,657.00	(18,753.05)	(10,082.74)	37,410.05	100.51	(13,757.76)

GL NUMBER	DESCRIPTION	2019-20 ORIGINAL BUDGET	2019-20 AMENDED BUDGET	YTD BALANCE 08/31/2019 NORM (ABNORM)	ACTIVITY FOR MONTH 08/31/19 INCR (DECR)	AVAILABLE BALANCE NORM (ABNORM)	% BDGT USED	YTD BALANCE 08/31/2018 NORM (ABNORM)
Fund 204 - ROAD MILLAGE								
Expenditures								
Dept 966.000 - TRANSFERS OUT								
204-966.000-999.202	TRANSFER TO MAJOR STREET	82,500.00	82,500.00	0.00	0.00	82,500.00	0.00	0.00
204-966.000-999.203	TRANSFER TO LOCAL STREET	82,500.00	82,500.00	0.00	0.00	82,500.00	0.00	0.00
Total Dept 966.000 - TRANSFERS OUT		165,000.00	165,000.00	0.00	0.00	165,000.00	0.00	0.00
TOTAL EXPENDITURES		165,000.00	165,000.00	0.00	0.00	165,000.00	0.00	0.00
Fund 204 - ROAD MILLAGE:								
TOTAL REVENUES		0.00	0.00	0.00	0.00	0.00	0.00	0.00
TOTAL EXPENDITURES		165,000.00	165,000.00	0.00	0.00	165,000.00	0.00	0.00
NET OF REVENUES & EXPENDITURES		(165,000.00)	(165,000.00)	0.00	0.00	(165,000.00)	0.00	0.00

GL NUMBER	DESCRIPTION	2019-20 ORIGINAL BUDGET	2019-20 AMENDED BUDGET	YTD BALANCE 08/31/2019 NORM (ABNORM)	ACTIVITY FOR MONTH 08/31/19 INCR (DECR)	AVAILABLE BALANCE NORM (ABNORM)	% BDGT USED	YTD BALANCE 08/31/2018 NORM (ABNORM)
Fund 225 - DDA FUND								
Revenues								
Dept 000.000								
225-000.000-417.000	TAX INCREMENT RECAPTURE	27,675.00	27,675.00	7,273.08	2,489.29	20,401.92	26.28	8,381.15
225-000.000-450.001	DOWNTOWN MERCHANT CONTRIBUTION	1,500.00	1,500.00	0.00	0.00	1,500.00	0.00	0.00
225-000.000-588.002	SOCIALS DONATIONS	10,500.00	10,500.00	7,314.50	5,009.50	3,185.50	69.66	4,767.00
225-000.000-664.000	INTEREST INCOME	1,500.00	1,500.00	0.00	0.00	1,500.00	0.00	0.00
Total Dept 000.000		41,175.00	41,175.00	14,587.58	7,498.79	26,587.42	35.43	13,148.15
TOTAL REVENUES		41,175.00	41,175.00	14,587.58	7,498.79	26,587.42	35.43	13,148.15
Expenditures								
Dept 728.000 - DOWNTOWN DEVELOPMENT AUTHORITY								
225-728.000-725.000	TRAINING FUNDS	500.00	500.00	0.00	0.00	500.00	0.00	0.00
225-728.000-725.003	DDA ADMINISTRATION	7,800.00	7,800.00	397.50	397.50	7,402.50	5.10	577.50
225-728.000-726.002	SOCIALS	6,000.00	6,000.00	1,709.13	836.03	4,290.87	28.49	2,745.30
225-728.000-726.005	WEBSITE	1,030.00	1,030.00	36.00	36.00	994.00	3.50	0.00
225-728.000-726.006	PROMOTIONS/MARKETING	3,130.00	3,130.00	483.44	417.44	2,646.56	15.45	0.00
225-728.000-726.020	PROMOTIONS/EVENTS	2,500.00	2,500.00	0.00	0.00	2,500.00	0.00	0.00
225-728.000-726.021	PROMOTIONS/ MERCHANTS	8,620.00	8,620.00	0.00	0.00	8,620.00	0.00	0.00
225-728.000-742.000	DDA SMARTPHONE APP	0.00	0.00	0.00	0.00	0.00	0.00	129.00
225-728.000-802.100	BUSINESS INCENTIVE PROGRAM	5,000.00	5,000.00	0.00	0.00	5,000.00	0.00	0.00
225-728.000-908.000	DUES/FEES/PUBLICATIONS	450.00	450.00	0.00	0.00	450.00	0.00	0.00
225-728.000-979.000	CAPITAL OUTLAY	40,000.00	40,000.00	0.00	0.00	40,000.00	0.00	0.00
Total Dept 728.000 - DOWNTOWN DEVELOPMENT AUTHORIT		75,030.00	75,030.00	2,626.07	1,686.97	72,403.93	3.50	3,451.80
Dept 966.000 - TRANSFERS OUT								
225-966.000-999.101	TRANSFER TO GEN FUND-ADMIN OVE	5,535.00	5,535.00	0.00	0.00	5,535.00	0.00	0.00
Total Dept 966.000 - TRANSFERS OUT		5,535.00	5,535.00	0.00	0.00	5,535.00	0.00	0.00
TOTAL EXPENDITURES		80,565.00	80,565.00	2,626.07	1,686.97	77,938.93	3.26	3,451.80
Fund 225 - DDA FUND:								
TOTAL REVENUES		41,175.00	41,175.00	14,587.58	7,498.79	26,587.42	35.43	13,148.15
TOTAL EXPENDITURES		80,565.00	80,565.00	2,626.07	1,686.97	77,938.93	3.26	3,451.80
NET OF REVENUES & EXPENDITURES		(39,390.00)	(39,390.00)	11,961.51	5,811.82	(51,351.51)	30.37	9,696.35

GL NUMBER	DESCRIPTION	2019-20 ORIGINAL BUDGET	2019-20 AMENDED BUDGET	YTD BALANCE 08/31/2019 NORM (ABNORM)	ACTIVITY FOR MONTH 08/31/19 INCR (DECR)	AVAILABLE BALANCE NORM (ABNORM)	% BDGT USED	YTD BALANCE 08/31/2018 NORM (ABNORM)
Fund 243 - BROWNFIELD REDEVELOPMENT AUTHORITY FUND								
Revenues								
Dept 000.000								
243-000.000-699.101	TRANSFER IN - GENERAL FUND	175,000.00	175,000.00	930.00	930.00	174,070.00	0.53	0.00
Total Dept 000.000		175,000.00	175,000.00	930.00	930.00	174,070.00	0.53	0.00
TOTAL REVENUES		175,000.00	175,000.00	930.00	930.00	174,070.00	0.53	0.00
Expenditures								
Dept 000.000								
243-000.000-740.000	SUPPLIES	400.00	400.00	0.00	0.00	400.00	0.00	0.00
243-000.000-803.000	CONTRACTUAL CONSULTANT	124,000.00	124,000.00	630.00	630.00	123,370.00	0.51	0.00
243-000.000-806.000	CONTRACTUAL ENGINEERING	50,000.00	50,000.00	0.00	0.00	50,000.00	0.00	0.00
243-000.000-862.000	RECORDING CLERK	600.00	600.00	300.00	300.00	300.00	50.00	0.00
Total Dept 000.000		175,000.00	175,000.00	930.00	930.00	174,070.00	0.53	0.00
TOTAL EXPENDITURES		175,000.00	175,000.00	930.00	930.00	174,070.00	0.53	0.00
Fund 243 - BROWNFIELD REDEVELOPMENT AUTHORITY FUND								
TOTAL REVENUES		175,000.00	175,000.00	930.00	930.00	174,070.00	0.53	0.00
TOTAL EXPENDITURES		175,000.00	175,000.00	930.00	930.00	174,070.00	0.53	0.00
NET OF REVENUES & EXPENDITURES		0.00	0.00	0.00	0.00	0.00	0.00	0.00

GL NUMBER	DESCRIPTION	2019-20 ORIGINAL BUDGET	2019-20 AMENDED BUDGET	YTD BALANCE 08/31/2019 NORM (ABNORM)	ACTIVITY FOR MONTH 08/31/19 INCR (DECR)	AVAILABLE BALANCE NORM (ABNORM)	% BDGT USED	YTD BALANCE 08/31/2018 NORM (ABNORM)
Fund 244 - HARBOR AUTHORITY								
Revenues								
Dept 000.000								
244-000.000-657.244	SAUGATUCK CONTRIBUTION HARBOR	500.00	500.00	0.00	0.00	500.00	0.00	0.00
244-000.000-699.244	TRANSFER IN FROM GF	500.00	500.00	0.00	0.00	500.00	0.00	0.00
Total Dept 000.000		1,000.00	1,000.00	0.00	0.00	1,000.00	0.00	0.00
TOTAL REVENUES		1,000.00	1,000.00	0.00	0.00	1,000.00	0.00	0.00
Expenditures								
Dept 790.000 - HARBOR								
244-790.000-862.000	RECORDING CLERK	1,000.00	1,000.00	100.00	100.00	900.00	10.00	0.00
Total Dept 790.000 - HARBOR		1,000.00	1,000.00	100.00	100.00	900.00	10.00	0.00
TOTAL EXPENDITURES		1,000.00	1,000.00	100.00	100.00	900.00	10.00	0.00
Fund 244 - HARBOR AUTHORITY:								
TOTAL REVENUES		1,000.00	1,000.00	0.00	0.00	1,000.00	0.00	0.00
TOTAL EXPENDITURES		1,000.00	1,000.00	100.00	100.00	900.00	10.00	0.00
NET OF REVENUES & EXPENDITURES		0.00	0.00	(100.00)	(100.00)	100.00	100.00	0.00

GL NUMBER	DESCRIPTION	2019-20 ORIGINAL BUDGET	2019-20 AMENDED BUDGET	YTD BALANCE 08/31/2019 NORM (ABNORM)	ACTIVITY FOR MONTH 08/31/19 INCR (DECR)	AVAILABLE BALANCE NORM (ABNORM)	% BDGT USED	YTD BALANCE 08/31/2018 NORM (ABNORM)
Fund 509 - SCHULTZ PARK LAUNCH RAMP								
Revenues								
Dept 000.000								
509-000.000-476.000	LAUNCH FEES	15,000.00	15,000.00	11,445.94	5,200.43	3,554.06	76.31	8,051.65
509-000.000-664.000	INTEREST INCOME	300.00	300.00	0.00	0.00	300.00	0.00	0.00
Total Dept 000.000		15,300.00	15,300.00	11,445.94	5,200.43	3,854.06	74.81	8,051.65
TOTAL REVENUES		15,300.00	15,300.00	11,445.94	5,200.43	3,854.06	74.81	8,051.65
Expenditures								
Dept 750.000 - LAUNCH RAMPS								
509-750.000-703.000	WAGES	2,931.00	2,931.00	105.64	20.48	2,825.36	3.60	189.72
509-750.000-719.000	INSURANCE BENEFITS	1,039.00	1,039.00	99.11	61.64	939.89	9.54	357.81
509-750.000-720.000	PAYROLL TAXES	245.00	245.00	8.97	2.45	236.03	3.66	14.52
509-750.000-721.000	MERS BENEFITS	269.00	269.00	11.54	11.54	257.46	4.29	12.73
509-750.000-922.000	UTILITIES	500.00	500.00	0.00	0.00	500.00	0.00	32.05
509-750.000-930.000	REPAIRS & MAINTENANCE: GENERAI	1,000.00	1,000.00	0.00	0.00	1,000.00	0.00	0.00
509-750.000-961.000	MISCELLANEOUS	1,000.00	1,000.00	150.00	150.00	850.00	15.00	140.00
Total Dept 750.000 - LAUNCH RAMPS		6,984.00	6,984.00	375.26	246.11	6,608.74	5.37	746.83
Dept 966.000 - TRANSFERS OUT								
509-966.000-999.101	TRANSFER TO GEN FUND-ADMIN OVE	2,000.00	2,000.00	0.00	0.00	2,000.00	0.00	0.00
509-966.000-999.102	TRANSFER OUT-GENERAL FUND PARK	2,500.00	2,500.00	0.00	0.00	2,500.00	0.00	0.00
Total Dept 966.000 - TRANSFERS OUT		4,500.00	4,500.00	0.00	0.00	4,500.00	0.00	0.00
TOTAL EXPENDITURES		11,484.00	11,484.00	375.26	246.11	11,108.74	3.27	746.83
Fund 509 - SCHULTZ PARK LAUNCH RAMP:								
TOTAL REVENUES		15,300.00	15,300.00	11,445.94	5,200.43	3,854.06	74.81	8,051.65
TOTAL EXPENDITURES		11,484.00	11,484.00	375.26	246.11	11,108.74	3.27	746.83
NET OF REVENUES & EXPENDITURES		3,816.00	3,816.00	11,070.68	4,954.32	(7,254.68)	290.11	7,304.82

GL NUMBER	DESCRIPTION	2019-20 ORIGINAL BUDGET	2019-20 AMENDED BUDGET	YTD BALANCE 08/31/2019 NORM (ABNORM)	ACTIVITY FOR MONTH 08/31/19 INCR (DECR)	AVAILABLE BALANCE NORM (ABNORM)	% BDGT USED	YTD BALANCE 08/31/2018 NORM (ABNORM)
Fund 594 - DOUGLAS MARINA								
Revenues								
Dept 000.000								
594-000.000-569.000	STATE GRANT: OTHER	1,000,000.00	1,000,000.00	0.00	0.00	1,000,000.00	0.00	0.00
594-000.000-699.101	TRANSFER IN - GENERAL FUND	250,000.00	250,000.00	94,790.50	94,790.50	155,209.50	37.92	0.00
Total Dept 000.000		1,250,000.00	1,250,000.00	94,790.50	94,790.50	1,155,209.50	7.58	0.00
TOTAL REVENUES		1,250,000.00	1,250,000.00	94,790.50	94,790.50	1,155,209.50	7.58	0.00
Expenditures								
Dept 597.000 - POINT PLEASANT								
594-597.000-801.000	CONTRACTUAL ATTORNEY	1,000.00	1,000.00	0.00	0.00	1,000.00	0.00	0.00
594-597.000-802.000	CONTRACTUAL	10,000.00	10,000.00	0.00	0.00	10,000.00	0.00	0.00
594-597.000-806.000	CONTRACTUAL ENGINEERING	4,000.00	4,000.00	0.00	0.00	4,000.00	0.00	0.00
594-597.000-979.000	CAPITAL OUTLAY	1,000,000.00	1,000,000.00	23,360.00	23,360.00	976,640.00	2.34	0.00
Total Dept 597.000 - POINT PLEASANT		1,015,000.00	1,015,000.00	23,360.00	23,360.00	991,640.00	2.30	0.00
Dept 598.000 - WADES BAYOU								
594-598.000-930.000	REPAIRS & MAINTENANCE: GENERAI	1,000.00	1,000.00	0.00	0.00	1,000.00	0.00	0.00
594-598.000-974.000	CONSTRUCTION	225,000.00	225,000.00	70,152.00	70,152.00	154,848.00	31.18	0.00
Total Dept 598.000 - WADES BAYOU		226,000.00	226,000.00	70,152.00	70,152.00	155,848.00	31.04	0.00
Dept 599.000 - DOUGLAS HARBOR AUTHORITY								
594-599.000-750.000	SUPPLIES	4,000.00	4,000.00	0.00	0.00	4,000.00	0.00	0.00
594-599.000-862.000	RECORDING CLERK	1,000.00	1,000.00	100.00	100.00	900.00	10.00	0.00
594-599.000-941.001	EQUIPMENT RENT-EQUIPMENT FUND	4,000.00	4,000.00	0.00	0.00	4,000.00	0.00	0.00
Total Dept 599.000 - DOUGLAS HARBOR AUTHORITY		9,000.00	9,000.00	100.00	100.00	8,900.00	1.11	0.00
TOTAL EXPENDITURES		1,250,000.00	1,250,000.00	93,612.00	93,612.00	1,156,388.00	7.49	0.00
Fund 594 - DOUGLAS MARINA:								
TOTAL REVENUES		1,250,000.00	1,250,000.00	94,790.50	94,790.50	1,155,209.50	7.58	0.00
TOTAL EXPENDITURES		1,250,000.00	1,250,000.00	93,612.00	93,612.00	1,156,388.00	7.49	0.00
NET OF REVENUES & EXPENDITURES		0.00	0.00	1,178.50	1,178.50	(1,178.50)	100.00	0.00

GL NUMBER	DESCRIPTION	2019-20 ORIGINAL BUDGET	2019-20 AMENDED BUDGET	YTD BALANCE 08/31/2019 NORM (ABNORM)	ACTIVITY FOR MONTH 08/31/19 INCR (DECR)	AVAILABLE BALANCE NORM (ABNORM)	% BDGT USED	YTD BALANCE 08/31/2018 NORM (ABNORM)
Fund 650 - WATER & SEWER FUND								
Revenues								
Dept 000.000								
650-000.000-601.000	CONNECTION FEES, SEWER	40,000.00	40,000.00	5,000.00	2,500.00	35,000.00	12.50	5,000.00
650-000.000-602.000	CONNECTION FEES, WATER	30,000.00	30,000.00	4,000.00	2,000.00	26,000.00	13.33	4,000.00
650-000.000-664.000	INTEREST INCOME	12,000.00	12,000.00	0.00	0.00	12,000.00	0.00	0.00
Total Dept 000.000		82,000.00	82,000.00	9,000.00	4,500.00	73,000.00	10.98	9,000.00
TOTAL REVENUES		82,000.00	82,000.00	9,000.00	4,500.00	73,000.00	10.98	9,000.00
Expenditures								
Dept 000.000								
650-000.000-806.000	CONTRACTUAL ENGINEERING	38,000.00	38,000.00	0.00	0.00	38,000.00	0.00	735.00
650-000.000-922.001	HYDRANT CHARGES	1,000.00	1,000.00	0.00	0.00	1,000.00	0.00	0.00
650-000.000-974.000	CONSTRUCTION	5,000.00	5,000.00	0.00	0.00	5,000.00	0.00	0.00
Total Dept 000.000		44,000.00	44,000.00	0.00	0.00	44,000.00	0.00	735.00
TOTAL EXPENDITURES		44,000.00	44,000.00	0.00	0.00	44,000.00	0.00	735.00
Fund 650 - WATER & SEWER FUND:								
TOTAL REVENUES		82,000.00	82,000.00	9,000.00	4,500.00	73,000.00	10.98	9,000.00
TOTAL EXPENDITURES		44,000.00	44,000.00	0.00	0.00	44,000.00	0.00	735.00
NET OF REVENUES & EXPENDITURES		38,000.00	38,000.00	9,000.00	4,500.00	29,000.00	23.68	8,265.00

GL NUMBER	DESCRIPTION	2019-20 ORIGINAL BUDGET	2019-20 AMENDED BUDGET	YTD BALANCE 08/31/2019 NORM (ABNORM)	ACTIVITY FOR MONTH 08/31/19 INCR (DECR)	AVAILABLE BALANCE NORM (ABNORM)	% BDGT USED	YTD BALANCE 08/31/2018 NORM (ABNORM)
Fund 660 - EQUIPMENT RENTAL FUND								
Revenues								
Dept 000.000								
660-000.000-664.000	INTEREST INCOME	4,500.00	4,500.00	0.00	0.00	4,500.00	0.00	0.00
660-000.000-673.000	SALE OF EQUIPMENT	5,000.00	5,000.00	0.00	0.00	5,000.00	0.00	0.00
660-000.000-679.000	REIMBUR: MAJ & LOC ST-EQ RENT	100,000.00	100,000.00	16,368.89	7,947.63	83,631.11	16.37	9,003.40
660-000.000-679.101	EQUIP REINBURSE-GENERAL FUND	130,000.00	130,000.00	40,062.13	15,926.52	89,937.87	30.82	30,236.81
Total Dept 000.000		239,500.00	239,500.00	56,431.02	23,874.15	183,068.98	23.56	39,240.21
TOTAL REVENUES		239,500.00	239,500.00	56,431.02	23,874.15	183,068.98	23.56	39,240.21
Expenditures								
Dept 260.000 - CLERK/TREASURER								
660-260.000-977.000	EQUIPMENT	0.00	0.00	5,763.17	0.00	(5,763.17)	100.00	0.00
Total Dept 260.000 - CLERK/TREASURER		0.00	0.00	5,763.17	0.00	(5,763.17)	100.00	0.00
Dept 301.000 - POLICE								
660-301.000-979.000	CAPITAL OUTLAY	50,000.00	50,000.00	0.00	0.00	50,000.00	0.00	0.00
Total Dept 301.000 - POLICE		50,000.00	50,000.00	0.00	0.00	50,000.00	0.00	0.00
Dept 902.000 - DPW EQUIPMENT PURCHASES								
660-902.000-979.000	CAPITAL OUTLAY	70,000.00	70,000.00	64,414.00	64,414.00	5,586.00	92.02	4,382.76
Total Dept 902.000 - DPW EQUIPMENT PURCHASES		70,000.00	70,000.00	64,414.00	64,414.00	5,586.00	92.02	4,382.76
Dept 903.000 - EQUIP. REPAIRS & MAINTENANCE								
660-903.000-860.000	GAS & OIL	16,000.00	16,000.00	1,219.96	1,219.96	14,780.04	7.62	1,152.13
660-903.000-930.004	VEHICLE MAINTENANCE & REPAIRS	15,000.00	15,000.00	8,217.63	6,998.39	6,782.37	54.78	435.79
Total Dept 903.000 - EQUIP. REPAIRS & MAINTENANCE		31,000.00	31,000.00	9,437.59	8,218.35	21,562.41	30.44	1,587.92
TOTAL EXPENDITURES		151,000.00	151,000.00	79,614.76	72,632.35	71,385.24	52.73	5,970.68
Fund 660 - EQUIPMENT RENTAL FUND:								
TOTAL REVENUES		239,500.00	239,500.00	56,431.02	23,874.15	183,068.98	23.56	39,240.21
TOTAL EXPENDITURES		151,000.00	151,000.00	79,614.76	72,632.35	71,385.24	52.73	5,970.68
NET OF REVENUES & EXPENDITURES		88,500.00	88,500.00	(23,183.74)	(48,758.20)	111,683.74	26.20	33,269.53
TOTAL REVENUES - ALL FUNDS		5,574,254.00	5,574,254.00	858,443.78	532,897.86	4,715,810.22	15.40	672,158.90
TOTAL EXPENDITURES - ALL FUNDS		5,560,054.00	5,560,054.00	676,493.50	473,833.52	4,883,560.50	12.17	440,606.92
NET OF REVENUES & EXPENDITURES		14,200.00	14,200.00	181,950.28	59,064.34	(167,750.28)	1,281.34	231,551.98

Douglas City Police Department

Chief's Report for August Activity 2019:

(Includes August 2019 & Year to Date Totals)

	August	YTD Total
Complaints Answered/Investigated:	183	1,392
Criminal Arrests/Filings:		
Felony:	02	19
Misdemeanor:	01	29
Warrant Arrests:	01	17
Traffic Enforcement:		
OWI/OUID/Impaired Driving Arrests:	00	08
OWI High Blood Alcohol Content:	00	
Traffic Stops:	86	389
Civil Infraction Citations:	07	50
Community Contacts:		
Personal Contacts:	1,288	8,804
Business Contacts:	304	2,227
Property Security Checks:	847	

Types of Criminal Arrests: (August)

U.D.A.A. (Stolen Vehicle) (2)

Disorderly Conduct

Investigation of Felony Cases: (August)

Fraud Case (#18-1872): Investigation is on-going.

Cases Filed with Prosecutor's Office/Under Review: (August)

#19-0848: Assault w/ Motor Vehicle.

#19-1191: Fraud/Passing Counterfeit Currency.

#19-1108: Criminal Sexual Conduct.

#19-0371: Fraud/Vulnerable Adult.

Out of Jurisdiction Responses: (August)

Saugatuck City: 01

Saugatuck Twp.: 02

Highlights/Events: (August)

Douglas Night Out/Neighborhood Contacts.

Douglas Elementary School Student & Family Open House.

Note: I have attached some photos of our staff during the Douglas Night Out and also during the Douglas Elementary School Open House.

Respectfully submitted,

Steven M. Kent

Interim Chief of Police

Douglas City Police Department